



Colder Products Company®
Quick Couplings & Fittings for Plastic Tubing

C
L
E
A
N
E
R

F
A
S
T
E
R

S
A
F
E
R

S
M
A
R
T
E
R



Make the Right Connection
Connect with Colder.

Our Markets

Colder's proprietary, engineered solutions improve the overall functionality and design of the equipment and processes in which they are used. Special product features include built-in shutoff valves to prevent product spills and an easy-to-use, push-button thumb latch for quick connecting and disconnecting. In addition, IdentiQuik Smart Couplings™ integrate RFID (Radio Frequency Identification) to automatically exchange product data at the exact time and location of connection. For users of Colder's advanced coupling technologies the result is cleaner, faster, safer and smarter fluid management. Specific applications for Colder couplings include:

Industrial

- Colder's broad offering of coupling options is found in many industrial markets. Applications include analytical instrumentation, printing and ink management, engine systems, biohazard detection equipment, electronic cooling and portable hydration systems.



Life Sciences

- Colder products for the Life Sciences market are assembled in our cleanroom and satisfy the most stringent acceptance requirements. They are also compatible with popular sterilization techniques. Applications include reusable and disposable connection devices in surgical and dialysis equipment, blood pressure monitoring and patient therapy devices.
- Colder offers single-use connections for media transfer in feeding, harvesting and sampling applications. Innovative solutions provide biopharmaceutical manufacturers the ideal transition from stainless processing equipment to disposable bag systems, manifolds and tube sets. In addition, Colder's single-use aseptic connection and disconnection technologies offer biopharmaceutical manufacturers the security needed to ensure sterility is maintained throughout the process cycle. These solutions feature the ease-of-use and robustness that manufacturers expect from Colder.




Chemical Management

- Colder's wide range of chemically resistant quick disconnect couplings and chemical dispensing systems provides non-spill operation and improve the safety of chemical management environments. Applications include semiconductor and pharmaceutical manufacturing as well as pump, filter and de-ionized water connections.
- Closed-loop dispensing systems enable fast, easy and economic chemical extraction from drums, IBCs and jerry cans. These systems increase workplace safety and protect workers and the environment from hazardous leaks and spills.
- Colder's fittings, closures and couplings for bag-in-box and rigid containers are found in many industrial applications such as cleaning, soap and detergent dispensing and bulk ink management.



Engineered Solutions Worldwide

Colder's success is grounded in its expertise in research & development and application engineering. Many of Colder's standard couplings and fittings began as custom engineered solutions that found broader use in applicable markets. To date, Colder has produced over 7,000 custom and standard products to meet the fluid handling challenges of various industries worldwide. With our extensive test lab, prototype equipment and modeling capabilities we are able to provide our customers with world class product design and development support. Our worldwide distribution network enables global manufacturers to consolidate vendors without losing the advantage of local delivery. Colder's connectivity solutions are the preferred choice of engineers worldwide.



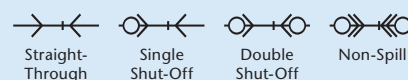
Call toll free 1-800-444-2474 or visit us at www.colder.com

Copyright © 2011 by Colder Products Company. All rights reserved. Colder Products Company, Colder Products and CPC are registered trademarks with the US Patent & Trademark Office.

TABLE OF CONTENTS

All couplings are shown connected and in actual size unless otherwise noted. For additional terminations and configurations, see individual product pages.

LEGEND



General Purpose Couplings

PAGE | DESCRIPTION




IdentiQuik® RFID available

12 SMC & SMF1: Twist-to-connect design provides reliable and secure alternative to luer-type connections.

Material: Acetal, polypropylene, ABS, chrome-plated brass


Tubing ID Sizes: 1/16" to 1/8" (1.6mm to 3.2mm)



16 PMC: Features one-hand connection and disconnection and integral terminations; easier to use than ball-and-sleeve designs.

Material: Acetal


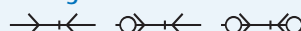
Tubing ID Sizes: 1/16" to 1/4" (1.6mm to 6.4mm)



20 PMC12: Offered with a variety of configurations and chemical resistance for demanding applications; gamma sterilizable.

Material: Polypropylene

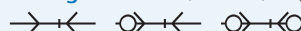
Tubing ID Sizes: Microbore to 1/4" (Microbore to 6.4mm)



24 MC: Durable and able to withstand higher pressure and temperature; easy one-hand connection and disconnection.

Material: Chrome-plated brass

Tubing ID Sizes: 1/8" to 1/4" (3.2mm to 6.4mm)



28 NS212: Twist-to-connect design features non-spill valves designed to provide fast, safe and virtually leak-free fluid line connections.

Material: Glass-filled polypropylene

Tubing ID Sizes: 1/8" and 1/4" ID (3.2mm and 6.4mm ID)

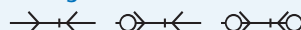


IdentiQuik RFID available

30 PLC: Widest selection of sizes and configurations offered; resistant to most mild chemical solutions.

Material: Acetal



Tubing ID Sizes: 1/4" to 3/8" (6.4mm to 9.5mm)



34 PLC12: Materials of construction offer broad chemical resistance for demanding applications; gamma sterilizable.

Material: Polypropylene

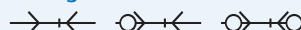
Tubing ID Sizes: 1/4" to 3/8" (6.4mm to 9.5mm)



38 LC: Durable and able to withstand higher pressure and temperature; easy one-hand connection and disconnection.

Material: Chrome-plated brass

Tubing ID Sizes: 1/4" to 3/8" (6.4mm to 9.5mm)



General Purpose Couplings

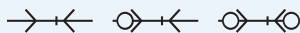
PAGE | DESCRIPTION



42 APC: Features plastic thumb latch, fewer moving parts and a smooth contoured design to deliver ease-of-use and excellent flow.

Material: Acetal


Tubing ID Sizes: 1/4" to 3/8" (6.4mm to 9.5mm)



46 BreakAway™: Provides safe and easy fluid transfer with protection from costly product loss and equipment damage.

Material: Acetal


Tubing ID Sizes: 1/4" and 3/8" (6.4mm and 9.5mm)



48 EFC12: High efficiency valve design provides high flow capability; bulkhead panel mount option facilitates tight seals against tank walls and drums.

Material: Polypropylene

Tubing ID Sizes: 1/4" and 3/8" (6.4mm and 9.5mm)



50 NS4: Non-spill coupling that virtually eliminates spills, minimizes downtime and enhances operator safety.

Material: Glass-filled polypropylene, ABS

Tubing ID Sizes: 1/8" and 3/8" (3.2mm to 9.5mm)



IdentiQuik RFID available



52 NS6: Durable, yet lightweight construction that features non-spill valves and is compatible with many chemicals.

Material: Glass-filled polypropylene

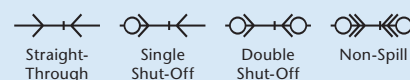
Tubing ID Sizes: 3/8" and 1/2" (9.5mm and 12.7mm)



Call toll free 1-800-444-2474 or visit us at www.colder.com

Copyright © 2011 by Colder Products Company. All rights reserved. Colder Products Company, Colder Products and CPC are registered trademarks with the US Patent & Trademark Office.

LEGEND



General Purpose Couplings


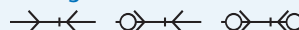
PAGE | DESCRIPTION



- 54 NSH:** Pressure-balanced non-spill design with 100% metal-free, spring-free flow path.
Material: Glass-filled polypropylene
Tubing ID Sizes: 3/8" to 3/4" (9.5mm to 19.0mm)

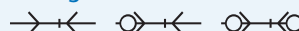


- 56 HFC12:** Efficient valve design leads to high flow and exceptionally low spillage; shrouded thumb latch is easy to grip and simple to operate.
Material: Polypropylene
Tubing ID Sizes: 3/8" to 3/4" (9.5mm to 19.0mm)



Pictured: HFC57

- 60 HFC35 & 57:** Withstand harsh environments and offered with or without UV-resistant materials to withstand harmful rays without affecting performance.
Material: Polysulfone (white), UV-resistant polysulfone (black)
Tubing ID Sizes: 3/8" to 3/4" (9.5mm to 19.0mm)



- 64 FFC35:** Features non-valved and unobstructed flow path to increase flow and minimize turbulence.
Material: Polysulfone
Tubing ID Sizes: 3/4" (19.0mm)



Specialty Products



PAGE | DESCRIPTION



66 Tentube™: Allows connection and disconnection of up to ten lines with one slide latch; tubing orientation ensured by physical keying.

Material: Nylon, acetal, polypropylene


Tubing ID Sizes: 1/16" to 1/8" (1.6mm to 3.2mm)



68 Sixtube™: Snap-in panel mount design and flexibility to connect and disconnect six separate lines with or without valves.

Material: Acetal, polypropylene


Tubing ID Sizes: 1/16" to 1/8" (1.6mm to 3.2mm)



Twin Tube™: One easy-to-use quick disconnect for two separate non-valved flow paths.

Material: Acetal, ABS


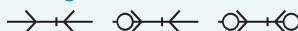
Tubing ID Sizes: 1/16" to 1/8" (1.6mm to 3.2mm)



70 Multi-Mount: Connects three to five lines at once; keyed to prevent mismatched connections.

Material: Acetal, chrome-plated brass

Tubing ID Sizes: 1/8" to 3/8" (3.2mm to 9.5mm)



72 Hybrid Connector: Eliminates the need for multiple connections and simplifies the user interface between remote tools and a device.

Material: Glass-filled polypropylene.



73 Mini Hybrid Connector: Eliminates the need for multiple connections and simplifies the user interface between remote tools and a device.

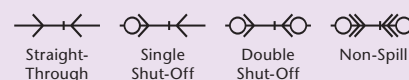
Material: Glass-filled polypropylene.



Call toll free 1-800-444-2474 or visit us at www.colder.com

Copyright © 2011 by Colder Products Company. All rights reserved. Colder Products Company, Colder Products and CPC are registered trademarks with the US Patent & Trademark Office.

LEGEND



Life Sciences - Medical & Bioprocessing

PAGE | DESCRIPTION



74 SMC: Twist-to-connect design manufactured and packaged in a cleanroom.

Material: Medical-grade polycarbonate

Tubing ID Sizes: 1/16" to 1/8" (1.6mm to 3.2mm)



75 SRC: A unique small bore connector that eliminates the potential for misconnections with luer fittings.

Material: Medical-grade polypropylene

Tubing ID Sizes: Sizes: 1/8" to 3/16" (3.2mm to 4.8mm)



76 MPC: Easy-to-use and secure connection for critical fluid applications; includes pressure sealing caps and plugs and optional locking sleeves.

Material: Medical-grade ABS, polycarbonate, polysulfone

Tubing ID Sizes: 1/8" to 3/8" (3.2mm to 9.5mm)



78 MPX: Larger flow easy-to-use and secure connection for critical fluid applications; includes pressure sealing caps and plugs and optional locking sleeves. Higher flow rate than the MPC.

Material: Medical-grade polycarbonate, polysulfone

Tubing ID Sizes: 3/8" and 1/2" (9.5mm and 12.7mm)



80 Back-To-Back Body Adapters: Allow end users to connect off-the-shelf single-use systems that may feature identical coupling connections at the end of their tubing.


Material: Medical-grade polycarbonate and medical-grade polysulfone



81 Sanitary: Attaches directly to 3/4", 1" and 1 1/2" sanitary terminations to provide greater flexibility for integrating components into single-use or hybrid process systems.

Material: Medical-grade polysulfone

Termination Sizes: 3/4", 1" and 1 1/2" sanitary



82 SaniQuik™: Integral sanitary termination attaches to hard-plumbed systems with sanitary clamps; permits quick and easy connection to single-use bag systems, manifolds or tube sets with MPC or MPX bodies.

Material: 316L stainless steel

Termination Sizes: 3/4" and 1-1/2" sanitary






83 MPU: Larger flow twist-to-connect design features easy-to-use locking mechanism that guards against accidental disconnects.

Material: Medical-grade polysulfone

Tubing ID Sizes: 3/4" (19.0mm)



84 HFC39: Features aseptic disconnect functionality with automatic shutoff valves, preventing external organisms from entering the media flowpath upon disconnection.

Material: Medical-grade polysulfone

Tubing ID Sizes: 1/4", 3/8" and 1/2" (6.4mm, 9.5mm and 12.7mm)




Not to scale

86 AseptiQuik® Connector: Provides a quick and easy sterile connection, even in non-sterile environments.

Material: Medical-grade polycarbonate

Termination Sizes: 1/2" (12.7mm) HB, 3/8" (9.5mm) HB and 3/4" sanitary



Not to scale

88 AseptiQuik DC Connector: All-in-one single-use connection technology offering both a sterile connection and a sterile disconnection.

Material: Medical-grade polycarbonate

Termination Sizes: 1/4", 3/8" and 1/2" (6.4mm, 9.5mm and 12.7mm)



Not to scale

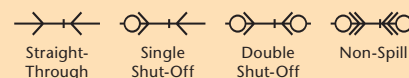
90 Steam-Thru® Connections: Allow quick and easy sterile connection between biopharmaceutical processing equipment and disposable bag and tube assemblies.

Material: Medical-grade polysulfone

Termination Sizes: 1/2" (12.7mm) HB, 3/8" (9.5mm) HB and 3/4" sanitary



LEGEND



High Purity Couplings

PAGE | DESCRIPTION

94 ChemQuik® CQH06/CQV06: All plastic design for ultra-pure media and high chemical resistance.

Material: Natural, virgin polypropylene and PVDF

Tubing Sizes: 1/4" to 1/2" flare; 3/8" to 3/4" NPT



Pictured: CQV06



Shown at 50% scale

96 ChemQuik CQG06: Spring-free and metal-free flow path for high flow capacity and non-spill, high purity connections.

Material: Natural, virgin polypropylene

Tubing Sizes: 3/8" to 3/4" flare; 3/8" to 3/4" NPT



Not to scale

97 ChemQuik Dual Containment System:

Flare nuts and panel mount fittings that facilitate double containment of critical chemical lines.

Material: Natural, virgin polypropylene

Dispensing Connectors

PAGE | DESCRIPTION



Not to scale

98 DrumQuik® PRO & DrumQuik PUR: Closed chemical dispensing system with a reusable coupler and a recyclable dip-tube assembly for chemical extraction from drums, jerry cans and IBCs.

Material: Food grade, virgin polypropylene and polyethylene

Thread Sizes:

Drum Inserts: 2" American buttress, BCS 56x4 and 2" NPS (G8)

Couplers: 1/2" NPT, 3/4" hose barb and 3/4" BSPP

102 DrumQuik Adapters and Accessories: Colder offers many accessories intended for use with DrumQuik® PRO and DrumQuik PUR systems. These include vent check valves, foot valves, fittings and more.

Dispensing Connectors

PAGE | DESCRIPTION



104 DrumQuik® 3-Port UDA: Used with 3/4" male NPT coupling terminations to adapt dip-tubes to standard drum closures for closed system dispensing.

Material: Food grade, virgin polypropylene

Thread Sizes: UDA 3-Port: 3/4" male NPT; UDA: none

105 Bottle Adaptor Kits: Intended for use on reagent bottles with SP400-38mm threads.

Material: Natural, virgin polypropylene

Thread Sizes: SP400-38mm

DrumQuik Asian Drum Adaptors, Plugs and Caps



106 UDC: Provides closed connection to bag-in-box packaging with 38mm threaded and snap-in necks.

Material: Polypropylene and acetal


Tubing ID Sizes: 3/8" to 3/4" (9.5mm to 19mm)



108 Puncture Seal: Provides closed connection to Hedwin Cubitainer® bag-in-box container systems and flexible bags or bottles with SP400 38mm threads..

Material: Polypropylene (coupling) and polyethylene (cap)

Tubing ID Sizes: 1/4" and 3/8" (6.4mm and 9.5mm)



Fittings


PAGE | DESCRIPTION



110 FitQuik™ Connectors: High quality fittings for leak-free tubing connections. These precision molded fittings are designed to eliminate tubing leak points in applications such as medical devices, analytical instrumentation or air-driven equipment.

Additional Products & Information

PAGE | DESCRIPTION



128 Custom Capabilities: Colder works directly with our customer's design engineering team to solve the most difficult fluid and air management problems.

130 Accessories: Offering includes a variety of ancillary components from fittings and luers to PTF nuts and dust caps.

131 Sterilization and Disinfectant Methods

132 Coupling Material Descriptions



Call toll free 1-800-444-2474 or visit us at www.colder.com

Copyright © 2011 by Colder Products Company. All rights reserved. Colder Products Company, Colder Products and CPC are registered trademarks with the US Patent & Trademark Office.



The SMC & SMF1 are Colder's smallest couplings. These twist-to-connect couplings provide a reliable and more secure alternative to luer-type connections. They also allow for the tubing to rotate freely when connected. This important feature prevents both kinked tubing and accidental disconnection during use.

The SMC Series is also available with optional RFID (Radio Frequency Identification) capability.

Features

Twist to connect
Free coupling rotation
Quarter turn latch clicks when connected

Benefits

Prevents accidental disconnects
Eliminates kinked tubing
Prevents damage due to over torquing

$$Q = C_v \sqrt{\frac{\Delta P}{S}}$$

Q=Flow rate in gallons per minute
C_v=Average coefficient across various flow rates (see chart)
ΔP=Pressure drop across coupling (psi)
S=Specific gravity of liquid

SMC SERIES

Specifications

Pressure: Vacuum to 100 psi, 6.9 bar

Temperature:

Acetal, Chrome-Plated Brass:
-40°F to 180°F (-40°C to 82°C)

Polypropylene:
32°F to 180°F (0°C to 82°C)

ABS:
-40°F to 160°F (-40°C to 71°C)

Materials:

Main components: ABS, acetal, polypropylene, chrome-plated brass

Locking sleeves: Acetal

Valves: Acetal

Valve spring: 316 stainless steel

O-rings: Buna-N with acetal or chrome-plated brass, EPDM with polypropylene

Color:

Main components: Natural white (acetal and ABS), almond (polypropylene), chrome and black (chrome-plated brass)

Tubing Sizes:

1/16" to 1/8" ID, 1.6mm to 3.2mm and 5.0mm

WARNING: Pressure, temperature, chemicals, and operating environment can affect the performance of couplings. It is the customer's responsibility to test the suitability of Colder products in their own application conditions.

Note: BS EN 1060-3 compatible - prevents misconnections in medical applications like blood pressure cuffs

Liquid Flow Rates

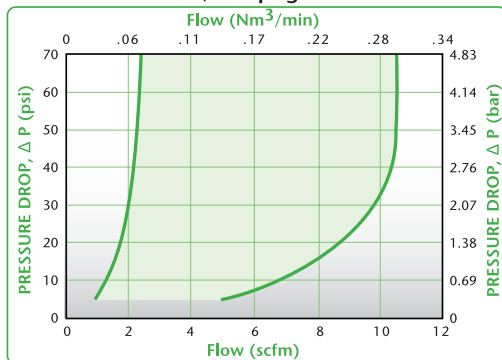
Liquid Flow Rate Information for Couplings

The chart below shows the flow rate for Colder couplings. Each coupling was tested with water at 70°F (21°C). To determine flow rates for specific coupling configurations use the formula below.

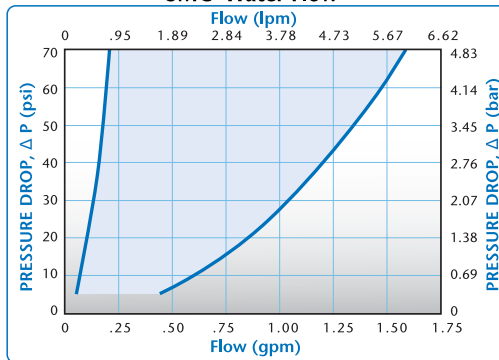
C_v Values for Subminiature Couplings

BODIES	SMM01	SMM02	BODIES	SMM01	SMM02
SMF01	.03	.03	SMFD02	.03	.08
SMFD01	.03	.03	SMPT02	.03	.19
SMF02	.03	.19	SMPTD02	.03	.08

SMC Air Flow, 100 psig Inlet Pressure



SMC Water Flow



These graphs are intended to give you a general idea of the performance capabilities of each product line. The shaded area of each graph represents the operating range of the product family, i.e., upper and lower values are shown. Therefore, depending on the exact coupling configurations selected, you can reasonably expect values to fall within the shaded area.



The IdentiQuik® Series of smart couplings are RFID enabled couplings used on equipment and in processes. RFID is an identification method that relies on remotely writing and reading data. Smart coupling applications include: inventory level meters, surgical tool identification, product protection and many more.

RFID Specifications

RF Communication Range:

Approximately 1"

Operating Voltage:

8-24V standard

Power

Consumption:
1.2W Maximum

Communication:

ASCII RS-232 (DB-9),
USB

I-Code RFID Tags:

13.56 MHz
ISO-15693 - 112 bytes
programmable

NOTE: RFID tags not approved for e-beam or gamma sterilization.

Operating Temperature:

32°F to 150°F (0°C to 66°C)

Materials are listed on page 12. Customized parts (materials, voltage, termination, cable length, etc.) available.

Call for more information.

Patented

SMART COUPLINGS WITH RFID

IdentiQuik SMC Series

- ((**Identify misconnections:** eliminate out-of-sequence connections or misconnections due to operator error
- ((**Protect your brand:** prevent out-of-date, incorrect or misapplied products from being used
- ((**Prolong equipment life:** prevent the accidental or unintentional use of harmful media
- ((**Save time:** automatic documentation of package and media lot numbers, date codes and more

Coupling Inserts



ACETAL

Product Dimensions (See drawing on page 14)

TERMINATION	TUBING SIZE	METRIC EQ.	STRAIGHT THRU	SHUTOFF	A	B
IN-LINE	1/16" ID	1.6mm ID	iSMFT0103	iSMFDT0103	.76	.76/.91
HOSE BARB	1/8" ID	3.2mm ID	iSMFT0203	iSMFDT0203	.76	.91/.91



POLYPROPYLENE

TERMINATION	TUBING SIZE	METRIC EQ.	STRAIGHT THRU	A	B
IN-LINE	1/16" ID	1.6mm ID	iSMMT0100	.76	.76
HOSE BARB	1/8" ID	3.2mm ID	iSMFT0200	.76	.91



ACETAL

TERMINATION	TUBING SIZE	METRIC EQ.	STRAIGHT THRU	A	B
IN-LINE	1/16" ID	1.6mm ID	iSMMT0103	.76	.76
HOSE BARB	1/8" ID	3.2mm ID	iSMMT0203	.76	.91



POLYPROPYLENE

TERMINATION	TUBING SIZE	METRIC EQ.	STRAIGHT THRU	A	B
IN-LINE	1/16" ID	1.6mm ID	iSMMT0100	.76	.76
HOSE BARB	1/8" ID	3.2mm ID	iSMMT0200	.76	.91

All measurements are in inches (millimeters) unless otherwise noted. Tubing must meet stated inside and outside diameters. **NOTE:** iSMC Readers are built on a custom basis. I-Code SL1 tags are available for existing applications, contact the factory for assistance.

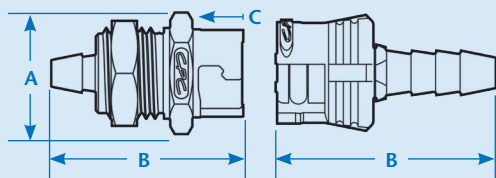


Call toll free 1-800-444-2474 or visit us at www.colder.com

Copyright © 2011 by Colder Products Company. All rights reserved. Colder Products Company, Colder Products and CPC are registered trademarks with the US Patent & Trademark Office.



Product Dimensions



- A = Height/Diameter
B = Total Length (including valve)
C = Hex Size on Main Component

COUPLING BODIES AND INSERTS

PANEL
OPENING
7/16

MAX. PANEL
THICKNESS
.21

MIN. PANEL
THICKNESS
.03



PANEL
NUT HEX
1/2

PANEL
NUT THREAD
7/16-24UNF

Coupling Bodies



ACETAL

Polycarbonate SMC products manufactured in Colder's cleanroom also available. See page 74.



TERMINATION	THREAD SIZE	STRAIGHT THRU	SHUTOFF	A	B	C
IN-LINE	1/8" NPT	SMPT02	SMPTD02	.51	.86	7/16
PIPE THREAD	1/8" NPT	SMPT02BLK	SMPTD02BLK	.51	.86	7/16

TERMINATION	TUBING SIZE	METRIC EQ.	STRAIGHT THRU	SHUTOFF	A	B
IN-LINE	1/16" ID	1.6mm ID	SMF01	SMFD01	.48	.75/.90
HOSE BARB	1/16" ID	1.6mm ID	SMF01MBLK	SMFD01MBLK	.48	.75/.90
		3.0mm ID	SMFM3	SMFDM3	.48	1.00
		3.0mm ID	SMFM3MBLK	SMFDM3MBLK	.48	1.00
	1/8" ID	3.2mm ID	SMF02	SMFD02	.48	.90
	1/8" ID	3.2mm ID	SMF02MBLK	SMFD02MBLK	.48	.90

TERMINATION	TUBING SIZE	METRIC EQ.	STRAIGHT THRU	SHUTOFF	A	B	C
PANEL MOUNT	1/16" ID	1.6mm ID	SMFPM01	SMFPM01	.58	.75/.90	1/2
HOSE BARB	1/16" ID	1.6mm ID	SMFPM01BLK	SMFPM01BLK	.58	.75/.90	1/2
		3.0mm ID	SMFPM03	SMFPM03	.58	1.00	1/2
		3.0mm ID	SMFPM03BLK	SMFPM03BLK	.58	1.00	1/2
	1/8" ID	3.2mm ID	SMFPM02	SMFPM02	.58	.90	1/2
	1/8" ID	3.2mm ID	SMFPM02BLK	SMFPM02BLK	.58	.90	1/2



POLYPROPYLENE



TERMINATION	THREAD SIZE	STRAIGHT THRU	A	B	C
IN-LINE	1/8" NPT	SMPT0212	.51	.86	7/16
PIPE THREAD					

TERMINATION	TUBING SIZE	METRIC EQ.	STRAIGHT THRU	A	B
IN-LINE	1/16" ID	1.6mm ID	SMF0112	.48	.75/.90
HOSE BARB	1/8" ID	3.2mm ID	SMF0212	.48	.90
(ACETAL LOCKING SLEEVE)					

TERMINATION	TUBING SIZE	METRIC EQ.	STRAIGHT THRU	A	B	C
PANEL MOUNT	1/16" ID	1.6mm ID	SMFPM0112	.58	.75/.90	1/2
HOSE BARB	1/8" ID	3.2mm ID	SMFPM0212	.58	.90	1/2
(ACETAL LOCKING SLEEVE)						

SMF1 Disposable Bodies

ABS



TERMINATION	TUBING SIZE	METRIC EQ.	STRAIGHT THRU	A	B
IN-LINE	1/8" ID	3.2mm ID	SMF10297	.38	.82
HOSE BARB	1/8" ID	3.2mm ID	SMF10297MBLK	.42	.82
		5mm ID	SMF1M597	.42	.69
		5mm ID	SMF1M597MBLK	.42	.69



DID YOU KNOW ... In response to our customer's requests we have added a proprietary lubrication step to our SMF1 manufacturing process. This revolutionary new technique allows the lube to be placed only where you need it to ensure consistent connection forces throughout the lifetime of the connectors, even when aggressive cleaning techniques are used.

All measurements are in inches (millimeters) unless otherwise noted. Tubing must meet stated inside and outside diameters. MBLK = molded black material. BLK = dyed black material.



Call toll free 1-800-444-2474 or visit us at www.colder.com

Copyright © 2011 by Colder Products Company. All rights reserved. Colder Products Company, Colder Products and CPC are registered trademarks with the US Patent & Trademark Office.

Coupling Inserts

(All SMC inserts are shown non-valved)

ACETAL

TERMINATION	TUBING SIZE	METRIC EQ.	STRAIGHT THRU	A	B
IN-LINE HOSE BARB	1/16" ID	1.6mm ID	SMM01	.48	.75
	1/16" ID	1.6mm ID	SMM01MBLK	.48	.75
		3.0mm ID	SMMM3	.48	.80
		3.0mm ID	SMMM3MBLK	.48	.80
	1/8" ID	3.2mm ID	SMM02	.48	.90
	1/8" ID	3.2mm ID	SMM02MBLK	.48	.90
		5.0mm ID	SMMM5	.48	1.00
TERMINATION	TUBING SIZE	METRIC EQ.	STRAIGHT THRU	A	B
PANEL MOUNT HOSE BARB	1/16" ID	1.6mm ID	SMMPM01	.50	.75
	1/16" ID	1.6mm ID	SMMPM01BLK	.50	.75
		3.0mm ID	SMMPM03	.50	.80
		3.0mm ID	SMMPM03BLK	.50	.80
	1/8" ID	3.2mm ID	SMMPM02	.50	.90
	1/8" ID	3.2mm ID	SMMPM02BLK	.50	.90



CHROME-PLATED BRASS

TERMINATION	TUBING SIZE	METRIC EQ.	STRAIGHT THRU	A	B
IN-LINE HOSE BARB	1/8" ID	3.2mm ID	SMM02CBMBLK	.48	.90
TERMINATION	TUBING SIZE	METRIC EQ.	STRAIGHT THRU	A	B
PANEL MOUNT HOSE BARB	1/8" ID	3.2mm ID	SMMPM02CBBLK	.50	.90



POLYPROPYLENE

TERMINATION	TUBING SIZE	METRIC EQ.	STRAIGHT THRU	A	B
IN-LINE HOSE BARB (ACETAL LOCKING SLEEVE)	1/16" ID	1.6mm ID	SMM0112	.48	.75
	1/8" ID	3.2mm ID	SMM0212	.48	.90
TERMINATION	TUBING SIZE	METRIC EQ.	STRAIGHT THRU	A	B
PANEL MOUNT HOSE BARB (ACETAL LOCKING SLEEVE)	1/16" ID	1.6mm ID	SMMPM0112	.50	.75
	1/8" ID	3.2mm ID	SMMPM0212	.50	.90



ACETAL

TERMINATION	TUBING SIZE	METRIC EQ.	STRAIGHT THRU	SHUTOFF	B
IN-LINE HOSE BARB	1/16" ID	1.6mm ID	SMC01	SMCD01	1.32/1.46
	1/16" ID	1.6mm ID	SMC01MBLK	SMCD01MBLK	1.32/1.46
		3.0mm ID	SMCM3	SMCDM3	1.62
		3.0mm ID	SMCM3MBLK	SMCDM3MBLK	1.62
	1/8" ID	3.2mm ID	SMC02	SMCD02	1.61
	1/8" ID	3.2mm ID	SMC02MBLK	SMCD02MBLK	1.61

SMC Complete In-Line Couplings



POLYPROPYLENE

TERMINATION	TUBING SIZE	METRIC EQ.	STRAIGHT THRU	B
IN-LINE HOSE BARB	1/16" ID	1.6mm ID	SMC0112	1.32
	1/8" ID	3.2mm ID	SMC0212	1.61



All measurements are in inches (millimeters) unless otherwise noted. Tubing must meet stated inside and outside diameters. MBLK = molded black material. BLK = dyed black material.



Call toll free 1-800-444-2474 or visit us at www.colder.com

Copyright © 2011 by Colder Products Company. All rights reserved. Colder Products Company, Colder Products and CPC are registered trademarks with the US Patent & Trademark Office.

PMC SERIES

Specifications

Pressure: Vacuum to 120 psi, 8.3 bar

Temperature:
-40°F to 180°F (-40°C to 82°C)

Materials:

Main components and valves: Acetal

Thumb latch: Stainless steel

Valve spring: 316 stainless steel

External springs and pin: Stainless steel

O-rings: Buna-N

Color:

Natural white, others available

Tubing Sizes:

1/16" to 1/4" ID, 1.6mm to 6.4mm ID

WARNING: Pressure, temperature, chemicals, and operating environment can affect the performance of couplings. It is the customer's responsibility to test the suitability of Colder products in their own application conditions.

Don't forget: you can always visit www.colder.com for more product information.

The 1/8" flow PMC coupling covers a wide variety of general-purpose applications. Featuring the Colder thumb latch, the PMC is easier to use than ball-and-sleeve designs. One-hand connection/disconnection and integral terminations make the PMC the choice for ease of use and manufacture.

This coupling is NuSeal compatible. See page 25 for details.

Features

Hose barb shroud
Integral terminations

Compatible

Clicks when connected

Benefits

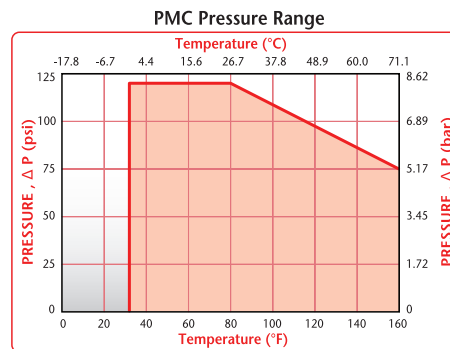
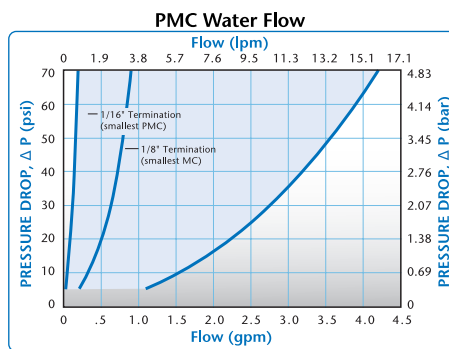
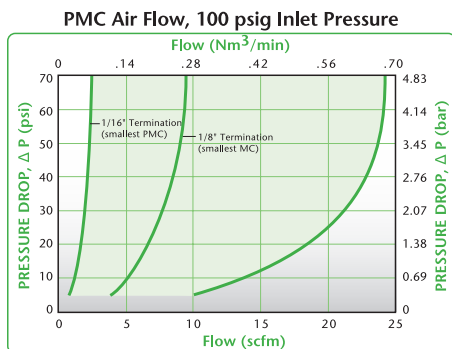
Extra protection for the 1/16" hose barb
Fewer leak points, shorter assemblies, faster installations

Mates with PMC12 and MC Series couplings (see pages 20 and 24)

Assurance of a reliable connection

Actual size





These graphs are intended to give you a general idea of the performance capabilities of each product line. The shaded area of each graph represents the operating range of the product family, i.e., upper and lower values are shown. Therefore, depending on the exact coupling configurations selected, you can reasonably expect values to fall within the shaded area.

Liquid Flow Rates

Liquid Flow Rate Information for Couplings

The chart below shows the flow rate for Colder couplings. Each coupling was tested with water at 70°F (21°C). To determine flow rates for specific coupling configurations use the formula to the right.

$$Q = C_v \sqrt{\frac{\Delta P}{S}}$$

Q=Flow rate in gallons per minute
 C_v =Average coefficient across various flow rates (see chart)
 ΔP =Pressure drop across coupling (psi)
 S =Specific gravity of liquid

C_v Values for 1/8" Flow PMC Couplings

BODIES	PMC 2004	PMCD 2004	PMC 2006	PMCD 2006	PMC 2202	PMCD 2202	PMC 2204	PMCD 2204	PMC 2402	PMCD 2402	PMC 2404	PMCD 2404	PMC 2602	PMC 2304	PMC 2104	PMCD 2304	PMC 2203	PMCD 2203	PMC 2201	PMCD 2201
PMC1002	.40	.18	.50	.19	.25	.16	.50	.19	.50	.20	.51	.19	.50	.50	.38	.24	.30	.17	.03	.03
PMCD1002	.27	.18	.31	.18	.24	.16	.28	.20	.26	.20	.29	.18	.26	.26	.27	.24	.25	.17	.03	.03
PMC1004	.40	.21	.50	.24	.26	.18	.50	.24	.50	.20	.51	.24	.50	.50	.38	.26	.30	.19	.03	.03
PMCD1004	.29	.19	.32	.23	.25	.17	.30	.23	.27	.21	.28	.23	.27	.28	.29	.24	.25	.18	.03	.03
PMC1204	.40	.18	.50	.18	.25	.16	.40	.18	.40	.16	.36	.18	.40	.40	.38	.21	.30	.17	.03	.03
PMCD1204	.21	.17	.22	.17	.20	.16	.22	.17	.21	.17	.20	.17	.21	.22	.21	.18	.21	.16	.03	.03
PMC1602	.23	.15	.28	.18	.19	.14	.27	.15	.27	.15	.28	.18	.27	.27	.23	.16	.20	.14	.03	.03
PMCD1602	.19	.15	.19	.15	.17	.14	.19	.15	.18	.15	.18	.15	.18	.19	.19	.15	.18	.14	.03	.03
PMC1604	.33	.23	.44	.24	.24	.18	.44	.23	.44	.20	.38	.24	.38	.44	.33	.26	.26	.19	.03	.03
PMCD1604	.23	.17	.26	.21	.22	.16	.26	.21	.26	.19	.25	.21	.21	.26	.23	.24	.22	.16	.03	.03
PMC1703	.25	.20	.30	.20	.20	.17	.30	.20	.30	.19	.28	.20	.28	.30	.25	.18	.21	.17	.03	.03
PMCD1703	.20	.17	.20	.17	.19	.15	.21	.17	.19	.17	.20	.17	.19	.20	.20	.16	.19	.16	.03	.03
PMC1701	.03	.03	.03	.03	.03	.03	.03	.03	.03	.03	.03	.03	.03	.03	.03	.03	.03	.03	.03	.02
PMCD1701	.03	.03	.03	.03	.03	.03	.03	.03	.03	.03	.03	.03	.03	.03	.03	.03	.03	.03	.02	.02



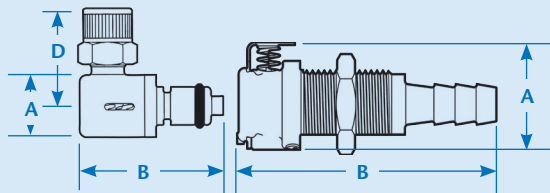
DID YOU KNOW ...

CAD models are available for all Colder couplings. These files are available in many formats including STEP, IGES and native file formats. You can see them online at www.colder.com.

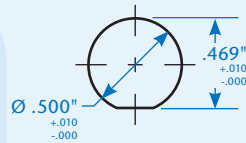


Call toll free 1-800-444-2474 or visit us at www.colder.com

Copyright © 2011 by Colder Products Company. All rights reserved. Colder Products Company, Colder Products and CPC are registered trademarks with the US Patent & Trademark Office.



A = Height/Diameter
B = Total Length (including valve)
D = Elbow Radial Length



Greenlee® punch
number 60077

COUPLING BODIES
COUPLING INSERTS

PANEL OPENING	MAX. PANEL THICKNESS	MIN. PANEL THICKNESS
see drawing	.50	.05
1/2	.30	.05



PANEL NUT HEX	PANEL NUT THREAD
5/8	1/2-24UNF

Coupling Bodies

ACETAL



TERMINATION
IN-LINE
PIPE THREAD

THREAD SIZE
1/8" NPT
1/8" BSPT
1/4" NPT
1/4" BSPT

STRAIGHT THRU
PMC1002
PMC1002BSPT
PMC1004
PMC1004BSPT

SHUTOFF
PMCD1002
PMCD1002BSPT
PMCD1004
PMCD1004BSPT

A
.79
.79
.79
.79

B
1.00
1.00
1.10
1.10



TERMINATION
PANEL MOUNT
FERRULELESS
POLYTUBE
FITTING, PTF†

TUBING SIZE
5/32" OD, .10" ID
1/4" OD, .17" ID

METRIC EQ.
4.0mm OD, 2.0mm ID
4.0mm OD, 2.5mm ID
6.4mm OD, 4.3mm ID

STRAIGHT THRU
PMC12M42
PMC12025
PMC1204

SHUTOFF
PMCD12M42
PMCD12025
PMCD1204

A
.77
.77
.77

B
1.65
1.70
1.72



TERMINATION
PANEL MOUNT
HOSE BARB

TUBING SIZE
1/16" ID
1/8" ID
3/16" ID
1/4" ID

METRIC EQ.
1.6mm ID
3.2mm ID
4.8mm ID
6.4mm ID

STRAIGHT THRU
PMC1601
PMC1602
PMC1603
PMC1604

SHUTOFF
PMCD1601
PMCD1602
PMCD1603
PMCD1604

A
.77
.77
.77
.77

B
1.40
1.65
1.85
1.85



TERMINATION
PANEL MOUNT
FEMALE THREAD

THREAD SIZE
10-32 UNF

STRAIGHT THRU
PMC181032

SHUTOFF
PMCD181032

A
.77

B
1.25



TERMINATION
IN-LINE
FERRULELESS
POLYTUBE
FITTING, PTF†

TUBING SIZE
5/32" OD, .10" ID
1/4" OD, .17" ID

METRIC EQ.
4.0mm OD, 2.0mm ID
4.0mm OD, 2.5mm ID
5.0mm OD, 3.0mm ID
6.4mm OD, 4.3mm ID

STRAIGHT THRU
PMC13M42
PMC13025
PMC13M5
PMC1304

SHUTOFF
PMCD13M42
PMCD13025
PMCD13M5
PMCD1304

A
.81
.81
.81
.81

B
1.65
1.65
1.72
1.75



TERMINATION
IN-LINE
HOSE BARB

TUBING SIZE
1/16" ID
1/8" ID
3/16" ID
1/4" ID

METRIC EQ.
1.6mm ID
3.2mm ID
4.8mm ID
6.4mm ID

STRAIGHT THRU
PMC1701
PMC1702
PMC1703
PMC1704

SHUTOFF
PMCD1701
PMCD1702
PMCD1703
PMCD1704

A
.81
.81
.81
.81

B
1.41
1.45/1.65
1.65/1.85
1.65/1.85



TERMINATION
IN-LINE
FEMALE THREAD

THREAD SIZE
10-32 UNF

STRAIGHT THRU
PMC191032

SHUTOFF
PMCD191032

A
.81

B
1.25

All measurements are in inches (millimeters) unless otherwise noted. Tubing must meet stated inside and outside diameters. †NOTE: Colder's Ferruleless PTF (polytube fitting) terminations do not require ferrules to achieve a secure connection and are therefore easier to use and reuse. PTF fittings are designed for semi-rigid tubing, i.e., polyethylene, nylon, polyurethane, etc.



Call toll free 1-800-444-2474 or visit us at www.colder.com

Copyright © 2011 by Colder Products Company. All rights reserved. Colder Products Company, Colder Products and CPC are registered trademarks with the US Patent & Trademark Office.

Coupling Inserts ACETAL

TERMINATION IN-LINE PIPE THREAD	THREAD SIZE 1/8" NPT 1/8" BSPT 1/4" NPT 1/4" BSPT		STRAIGHT THRU PMC2402 PMC2402BSPT PMC2404 PMC2404BSPT	SHUTOFF PMCD2402 PMCD2402BSPT PMCD2404 PMCD2404BSPT	A .58 .58 .65 .65	B 1.03/1.45 1.03/1.44 1.13/1.42 1.13/1.42		
TERMINATION PANEL MOUNT FERRULELESS POLYTUBE FITTING, PTF†	TUBING SIZE 1/4" OD, .17" ID	METRIC EQ. 6.4mm OD, 4.3mm ID	STRAIGHT THRU PMC4004	SHUTOFF PMCD4004	A .72	B 1.70/1.82	 non-valved shown	
TERMINATION PANEL MOUNT HOSE BARB	TUBING SIZE 1/16" ID 1/8" ID 3/16" ID 1/4" ID	METRIC EQ. 1.6mm ID 3.2mm ID 4.8mm ID 6.4mm ID	STRAIGHT THRU PMC4201 PMC4202 PMC4203 PMC4204	SHUTOFF PMCD4201 PMCD4202 PMCD4203 PMCD4204	A .72 .72 .72 .72	B 1.38/1.50 1.63/1.75 1.83/1.95 1.83/1.95		
TERMINATION IN-LINE FERRULELESS POLYTUBE FITTING, PTF†	TUBING SIZE 5/32" OD, .10" ID 1/4" OD, .17" ID 3/8" OD, .25" ID	METRIC EQ. 4.0mm OD, 2.0mm ID 4.0mm OD, 2.5mm ID 6.4mm OD, 4.3mm ID 9.5mm OD, 6.4mm ID	STRAIGHT THRU PMC20M42 PMC20025 PMC2004 PMC2006	SHUTOFF PMCD20M42 PMCD20025 PMCD2004 PMCD2006	A .58 .58 .58 .65	B 1.08/1.60 1.13/1.65 1.15/1.57 1.40/1.52		
TERMINATION IN-LINE HOSE BARB	TUBING SIZE 1/16" ID 1/8" ID 3/16" ID 1/4" ID	METRIC EQ. 1.6mm ID 3.2mm ID 4.8mm ID 6.4mm ID	STRAIGHT THRU PMC2201 PMC2202 PMC2203 PMC2204	SHUTOFF PMCD2201 PMCD2202 PMCD2203 PMCD2204	A .50 .50 .50 .50	B .80/1.47 1.00/1.67 1.20/1.88 1.22/1.70	 non-valved shown	
TERMINATION IN-LINE FEMALE THREAD	THREAD SIZE 10-32 UNF		STRAIGHT THRU PMC281032	SHUTOFF PMCD281032	A .58	B .63/1.31		
TERMINATION ELBOW FERRULELESS POLYTUBE FITTING, PTF†	TUBING SIZE 5/32" OD, .10" ID 1/4" OD, .17" ID	METRIC EQ. 4.0mm OD, 2.5mm ID 6.4mm OD, 4.3mm ID	STRAIGHT THRU PMC21025 PMC2104	SHUTOFF PMCD2104	A .50 .50	B 1.17 1.17/1.21	D .75 .77	
TERMINATION ELBOW HOSE BARB	TUBING SIZE 1/8" ID 1/4" ID	METRIC EQ. 3.2mm ID 6.4mm ID	STRAIGHT THRU PMC2302 PMC2304	SHUTOFF PMCD2302 PMCD2304	A .50 .50	B .85/1.21 1.00/1.21	D .75/.69 .95/.90	 non-valved shown



All measurements are in inches (millimeters) unless otherwise noted. Tubing must meet stated inside and outside diameters. Couplings are pictured with valves unless otherwise noted.
†NOTE: Colder's Ferruleless PTF (polytube fitting) terminations do not require ferrules to achieve a secure connection and are therefore easier to use and reuse. PTF fittings are designed for semi-rigid tubing, i.e., polyethylene, nylon, polyurethane, etc.



Call toll free 1-800-444-2474 or visit us at www.colder.com

Copyright © 2011 by Colder Products Company. All rights reserved. Colder Products Company, Colder Products and CPC are registered trademarks with the US Patent & Trademark Office.

PMC12 SERIES



Specifications

Pressure: Vacuum to 120 psi, 8.3 bar

Temperature:
32°F to 160°F (0°C to 71°C)

Materials:

Main components and valves: Polypropylene

Thumb latch: Stainless steel

Valve spring: 316 stainless steel

External spring and pin: Stainless steel

O-rings: EPDM

Sterilization:

Gamma: Up to 50 kGy irradiation

Color:

Almond

Tubing Sizes:

Microbore to 1/4" ID, Microbore to 6.4mm ID

WARNING: Pressure, temperature, chemicals, and operating environment can affect the performance of couplings. It is the customer's responsibility to test the suitability of Colder products in their own application conditions. Use the graph to the right as a guide.

Don't forget: you can always visit www.colder.com for more product information.

The 1/8" flow polypropylene PMC12 offers many of the same configuration options as the PMC. The polypropylene material adds greater chemical resistance and is gamma sterilizable. The PMC12 also mates to small diameter rigid tubing. Available with a 1/4-28 flat bottom port and 1/4-28 UNF threads, these couplings eliminate the need to thread and re-thread common compression nuts each time a tubing connection is made.

Features

Polypropylene material

EPDM o-ring

Colder thumb latch

Integral terminations

Benefits

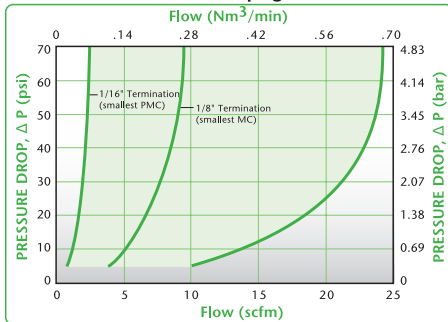
Chemically resistant and gamma-sterilizable

Greater chemical resistance

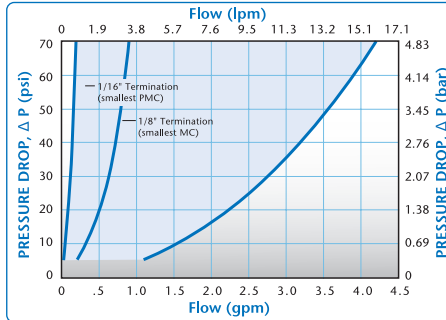
One-hand connection and disconnection

Fewer leak points, shorter assemblies, faster installations

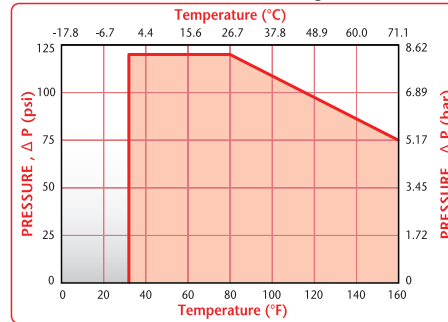
PMC12 Air Flow, 100 psig Inlet Pressure



PMC12 Water Flow



PMC12 Pressure Range



These graphs are intended to give you a general idea of the performance capabilities of each product line. The shaded area of each graph represents the operating range of the product family, i.e., upper and lower values are shown. Therefore, depending on the exact coupling configurations selected, you can reasonably expect values to fall within the shaded area.

Liquid Flow Rates

Liquid Flow Rate Information for Couplings

The chart below shows the flow rate for Colder couplings. Each coupling was tested with water at 70°F (21°C). To determine flow rates for specific coupling configurations use the formula to the right.

$$Q = C_v \sqrt{\frac{\Delta P}{S}}$$

Q=Flow rate in gallons per minute
C_v=Average coefficient across various flow rates (see chart)
ΔP=Pressure drop across coupling (psi)
S=Specific gravity of liquid

C_v Values for 1/8" Flow PMC12 Couplings

BODIES	PMC12 2004	PMCD12 2004	PMC12 2006	PMCD12 2006	PMC12 2202	PMCD12 2202	PMC12 2204	PMCD12 2204	PMC12 2402	PMCD12 2402	PMC12 2404	PMCD12 2404	PMC12 2602	PMC12 2304	PMC12 2104	PMCD12 2304	PMC12 2203	PMCD12 2203	PMC12 2201	PMCD12 2201
PMC100212	.40	.18	.50	.19	.25	.16	.50	.19	.50	.20	.51	.19	.50	.50	.38	.24	.30	.17	.03	.03
PMCD100212	.27	.18	.31	.18	.24	.16	.28	.20	.26	.20	.29	.18	.26	.26	.27	.24	.25	.17	.03	.03
PMC100412	.40	.21	.50	.24	.26	.18	.50	.24	.50	.20	.51	.24	.50	.50	.38	.26	.30	.19	.03	.03
PMCD100412	.29	.19	.32	.23	.25	.17	.30	.23	.27	.21	.28	.23	.27	.28	.29	.24	.25	.18	.03	.03
PMC120412	.40	.18	.50	.18	.25	.16	.40	.18	.40	.16	.36	.18	.40	.40	.38	.21	.30	.17	.03	.03
PMCD120412	.21	.17	.22	.17	.20	.16	.22	.17	.21	.17	.20	.17	.21	.22	.21	.18	.21	.16	.03	.03
PMC160212	.23	.15	.28	.18	.19	.14	.27	.15	.27	.15	.28	.18	.27	.27	.23	.16	.20	.14	.03	.03
PMCD160212	.19	.15	.19	.15	.17	.14	.19	.15	.18	.15	.18	.15	.18	.19	.19	.15	.18	.14	.03	.03
PMC160412	.33	.23	.44	.24	.24	.18	.44	.23	.44	.20	.38	.24	.38	.44	.33	.26	.26	.19	.03	.03
PMCD160412	.23	.17	.26	.21	.22	.16	.26	.21	.26	.19	.25	.21	.21	.26	.23	.24	.22	.16	.03	.03
PMC170312	.25	.20	.30	.20	.20	.17	.30	.20	.30	.19	.28	.20	.28	.30	.25	.18	.21	.17	.03	.03
PMCD170312	.20	.17	.20	.17	.19	.15	.21	.17	.19	.17	.20	.17	.19	.20	.20	.16	.19	.16	.03	.03
PMC170112	.03	.03	.03	.03	.03	.03	.03	.03	.03	.03	.03	.03	.03	.03	.03	.03	.03	.03	.03	.02
PMCD170112	.03	.03	.03	.03	.03	.03	.03	.03	.03	.03	.03	.03	.03	.03	.03	.03	.03	.03	.02	.02



DID YOU KNOW ...

You can prevent misconnections and crossed lines to help protect people and equipment? One method of preventing tubing or line misconnection is by combining different sizes of standard couplings to make correct line connections obvious to users. The following guidelines can help:

- Use one APC coupling and one PLC coupling.
- Use one MC/PMC size and one LC/PLC size.
- Use one panel mount body and one panel mount insert.
- Use Multi-Mount couplings (connect 3-5 lines simultaneously).

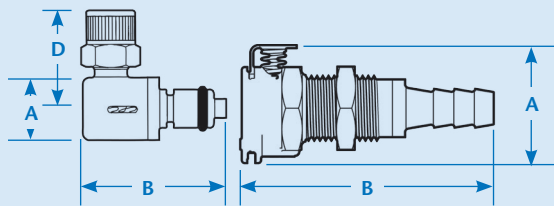


Call toll free 1-800-444-2474 or visit us at www.colder.com

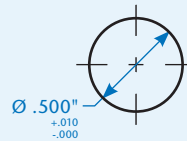
Copyright © 2011 by Colder Products Company. All rights reserved. Colder Products Company, Colder Products and CPC are registered trademarks with the US Patent & Trademark Office.



Product Dimensions



A = Height/Diameter
B = Total Length (including valve)
D = Elbow Radial Length



COUPLING BODIES
COUPLING INSERTS

PANEL
OPENING
see drawing

MAX. PANEL
THICKNESS
.50

MIN. PANEL
THICKNESS
.05



PANEL
NUT HEX
5/8

PANEL
NUT THREAD
1/2-24UNF

Coupling Bodies

POLYPROPYLENE



TERMINATION
IN-LINE
PIPE THREAD

THREAD SIZE
1/8" NPT
1/8" BSPT
1/4" NPT
1/4" BSPT

STRAIGHT THRU
PMC100212
PMC100212BSPT
PMC100412
PMC100412BSPT

SHUTOFF
PMCD100212
PMCD100212BSPT
PMCD100412
PMCD100412BSPT

A
.88
.88
.88
.88

B
1.00
1.00
1.10
1.10



TERMINATION
PANEL MOUNT
FERRULELESS
POLYTUBE
FITTING, PTF†

TUBING SIZE
1/4" OD, .17" ID

METRIC EQ.
6.4mm OD, 4.3mm ID

STRAIGHT THRU
PMC120412

SHUTOFF
PMCD120412

A
.79

B
1.72



TERMINATION
PANEL MOUNT
HOSE BARB

TUBING SIZE
1/16" ID
1/8" ID
1/4" ID

METRIC EQ.
1.6mm ID
3.2mm ID
6.4mm ID

STRAIGHT THRU
PMC160112
PMC160212
PMC160412

SHUTOFF
PMCD160112
PMCD160212
PMCD160412

A
.88
.88
.88

B
1.40
1.65
1.85



TERMINATION
IN-LINE
FERRULELESS
POLYTUBE
FITTING, PTF†

TUBING SIZE
1/4" OD, .17" ID

METRIC EQ.
6.4mm OD, 4.3mm ID

STRAIGHT THRU
PMC130412

SHUTOFF
PMCD130412

A
.89

B
1.74



TERMINATION
IN-LINE
HOSE BARB

TUBING SIZE
1/16" ID
1/8" ID
1/4" ID

METRIC EQ.
1.6mm ID
3.2mm ID
6.4mm ID

STRAIGHT THRU
PMC170112
PMC170212
PMC170412

SHUTOFF
PMCD170112
PMCD170212
PMCD170412

A
.89
.89
.89

B
1.42
1.67
1.87

PMC12 1/4-28 Coupling Bodies

POLYPROPYLENE



TERMINATION
PANEL MOUNT
WITH A 1/4-28 FLAT
BOTTOM PORT

SHUTOFF
PMCD18042812

A
0.88

B
1.57



TERMINATION
IN-LINE
WITH A 1/4-28 FLAT
BOTTOM PORT

SHUTOFF
PMCD19042812

A
0.89

B
1.57

All measurements are in inches (millimeters) unless otherwise noted. Tubing must meet stated inside and outside diameters. †NOTE: Colder's Ferruleless PTF (polytube fitting) terminations do not require ferrules to achieve a secure connection and are therefore easier to use and reuse. PTF fittings are designed for semi-rigid tubing, i.e., polyethylene, nylon, polyurethane, etc.



Call toll free 1-800-444-2474 or visit us at www.colder.com

Copyright © 2011 by Colder Products Company. All rights reserved. Colder Products Company, Colder Products and CPC are registered trademarks with the US Patent & Trademark Office.

POLYPROPYLENE

TERMINATION IN-LINE PIPE THREAD	THREAD SIZE 1/8" NPT		STRAIGHT THRU PMC240212	SHUTOFF PMCD240212	A .58	B 1.03/1.45	
TERMINATION IN-LINE FERRULELESS POLYTUBE FITTING, PTF†	TUBING SIZE 1/4" OD, .17" ID	METRIC EQ. 6.4mm OD, 4.3mm ID	STRAIGHT THRU PMC200412	SHUTOFF PMCD200412	A .58	B 1.15/1.58	
TERMINATION IN-LINE HOSE BARB	TUBING SIZE 1/16" ID 1/8" ID 1/4" ID	METRIC EQ. 1.6mm ID 3.2mm ID 6.4mm ID	STRAIGHT THRU PMC220112 PMC220212 PMC220412	SHUTOFF PMCD220112 PMCD220212 PMCD220412	A .50 .50 .50	B .80/1.47 1.05/1.67 1.20/1.71	
TERMINATION ELBOW FERRULELESS POLYTUBE FITTING, PTF†	TUBING SIZE 5/32" OD, .10" ID 1/4" OD, .17" ID	METRIC EQ. 4.0mm OD, 2.5mm ID 6.4mm OD, 4.3mm ID	STRAIGHT THRU PMC2102512 PMC210412	SHUTOFF PMCD2102512 PMCD210412	A .50 .50	B 1.09/1.21 1.17/1.21	D .77 .77
TERMINATION ELBOW HOSE BARB	TUBING SIZE 1/8" ID 1/4" ID	METRIC EQ. 3.2mm ID 6.4mm ID	STRAIGHT THRU PMC230212 PMC230412	SHUTOFF PMCD230212 PMCD230412	A .50 .50	B 1.09/1.21 1.09/1.21	D .69 .90



PMC12 1/4-28 Coupling Inserts

POLYPROPYLENE

TERMINATION IN-LINE WITH 1/4-28 UNF THREADS		STRAIGHT THRU PMC24042812	SHUTOFF PMCD24042812	A .50	B 1.48	
TERMINATION PANEL MOUNT WITH A 1/4-28 FLAT BOTTOM PORT			SHUTOFF PMCD48042812	A .72	B 1.55	



Nuts

TUBING SIZE	DESCRIPTION	PART NUMBER
1/16" and 1.8mm	1/4-28 Polypropylene Nut (natural)	2418900
1/8" and 3mm	1/4-28 Polypropylene Nut (natural)	2419000
1/16" and 1.8mm	1/4-28 Acetal Nut (black)	2419199
1/8" and 3mm	1/4-28 Acetal Nut (black)	2419299



Ferrules

TUBING SIZE	DESCRIPTION	PART NUMBER
1/16"	Ferrule, ETFE (blue)	2419300
1/8"	Ferrule, ETFE (yellow)	2419400
1.8mm	Ferrule, ETFE (green)	2419500
3.0mm	Ferrule, ETFE (orange)	2419600




All measurements are in inches (millimeters) unless otherwise noted. Tubing must meet stated inside and outside diameters. Couplings are pictured with valves unless otherwise noted.
 †NOTE: Colder's Ferruleless PTF (polytube fitting) terminations do not require ferrules to achieve a secure connection and are therefore easier to use and reuse. PTF fittings are designed for semi-rigid tubing, i.e., polyethylene, nylon, polyurethane, etc.



Call toll free 1-800-444-2474 or visit us at www.colder.com

Copyright © 2011 by Colder Products Company. All rights reserved. Colder Products Company, Colder Products and CPC are registered trademarks with the US Patent & Trademark Office.



MC SERIES

Specifications

Pressure: Vacuum to 250 psi, 17.3 bar**Temperature:**

-40°F to 180°F (-40°C to 82°C)

(High temperature versions available with ratings to 400°F)

Materials:**Main components:**

Chrome-plated brass

Thumb latch: Stainless steel**Valves:** Acetal**Valve spring:** 316 stainless steel**External springs and pin:** Stainless steel**O-rings:** Buna-N**Finish:** Chrome**Tubing Sizes:**

1/8" to 1/4" ID, 3.2mm to 6.4mm ID

WARNING: Pressure, temperature, chemicals, and operating environment can affect the performance of couplings. It is the customer's responsibility to test the suitability of Colder's products in their own application conditions.**Colder's MC Series chrome-plated brass**

couplings are built tough and made to last in the most demanding applications. Ideal for use with higher temperatures or pressures, MC Series couplings feature one-hand operation for swift and easy connects and disconnects. These couplings offer the flexibility of multiple configurations and terminations and mate with both PMC acetal and PMC12 polypropylene couplings.

Features

Brass material

High temperature capability

Colder thumb latch

Compatible

Benefits

Durable and able to withstand higher pressure and temperature

Versions rated to 400°F (204°C)

One-hand connection and disconnection

MC mates with PMC and PMC12 Series couplings

Note: High temperature versions available with ratings to 400° F
Call Customer Service for more information.

Liquid Flow Rates**Liquid Flow Rate Information for Couplings**

The chart below shows the flow rate for Colder couplings. Each coupling was tested with water at 70°F (21°C). To determine flow rates for specific coupling configurations use the formula to the right.

$$Q = C_v \sqrt{\frac{\Delta P}{S}}$$

Q=Flow rate in gallons per minute

C_v=Average coefficient across various flow rates (see chart)

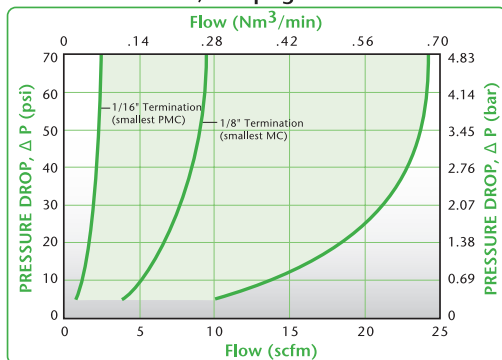
ΔP=Pressure drop across coupling (psi)

S=Specific gravity of liquid

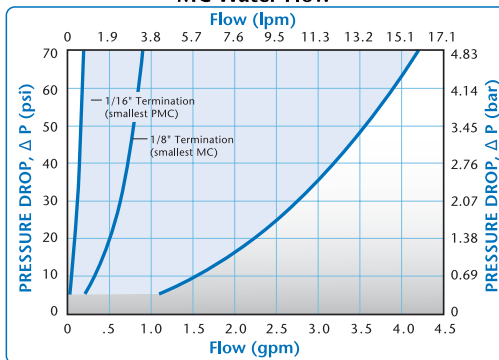
C_v Values for 1/8" Flow MC Couplings

BODIES	MC12 2004	MCD12 2004	MC12 2006	MCD12 2006	MC12 2202	MCD12 2202	MC12 2204	MCD12 2204	MC12 2402	MCD12 2402	MC12 2404	MCD12 2404	MC12 2602	MC12 2304	MC12 2104	MCD12 2304	MC12 2203	MCD12 2203
MC100212	.40	.18	.50	.19	.25	.16	.50	.19	.50	.20	.51	.19	.50	.50	.38	.24	.30	.17
MCD100212	.27	.18	.31	.18	.24	.16	.28	.20	.26	.20	.29	.18	.26	.26	.27	.24	.25	.17
MC100412	.40	.21	.50	.24	.26	.18	.50	.24	.50	.20	.51	.24	.50	.50	.38	.26	.30	.19
MCD100412	.29	.19	.32	.23	.25	.17	.30	.23	.27	.21	.28	.23	.27	.28	.29	.24	.25	.183
MC120412	.40	.18	.50	.18	.25	.16	.40	.18	.40	.16	.36	.18	.40	.40	.38	.21	.30	.173
MCD120412	.21	.17	.22	.17	.20	.16	.22	.17	.21	.17	.20	.17	.21	.22	.21	.18	.21	.16
MC160212	.23	.15	.28	.18	.19	.14	.27	.15	.27	.15	.28	.18	.27	.27	.23	.16	.20	.14
MCD160212	.19	.15	.19	.15	.17	.14	.19	.15	.18	.15	.18	.15	.18	.19	.19	.15	.18	.14
MC160412	.33	.23	.44	.24	.24	.18	.44	.23	.44	.20	.38	.24	.38	.44	.33	.26	.26	.19
MCD160412	.23	.17	.26	.21	.22	.16	.26	.21	.26	.19	.25	.21	.21	.26	.23	.24	.22	.16
MC170312	.25	.20	.30	.20	.20	.17	.30	.20	.30	.19	.28	.20	.28	.30	.25	.18	.21	.17
MCD170312	.20	.17	.20	.17	.19	.15	.21	.17	.19	.17	.20	.17	.19	.20	.20	.16	.19	.16

MC Air Flow, 100 psig Inlet Pressure



MC Water Flow



These graphs are intended to give you a general idea of the performance capabilities of each product line. The shaded area of each graph represents the operating range of the product family, i.e., upper and lower values are shown. Therefore, depending on the exact coupling configurations selected, you can reasonably expect values to fall within the shaded area.



DID YOU KNOW ...

Colder's MC Series couplings are also available in keyed, color-coded versions? Specifically designed for applications requiring foolproof connections and non-interchangeable lines, these couplings are a durable and attractive solution for high-volume applications. Contact Colder for more information.



Nu

Nu-Seal™ Specifications

Pressure:

Vacuum to 20 psi, 1.4 bar

Materials:

Main components:

Low density polyethylene

Color:

Translucent

Tubing Size:

1/8" ID, 3.2mm ID

Nu-Seal™ quick disconnect coupling inserts

feature a patented integral seal and are USP Class VI compliant. These economic inserts are ideal for applications that require limited connect/disconnect cycles.



Features

- Patented integral seal
- Low density polyethylene
- Chemically resistant
- Compatible

Benefits

- Economical, allows for disposability and provides leak-free connections
- Sterilizable by EtO, E-beam & gamma
- Works in many critical USP Class VI material applications
- Mates with MC, PMC, PMC12 couplings

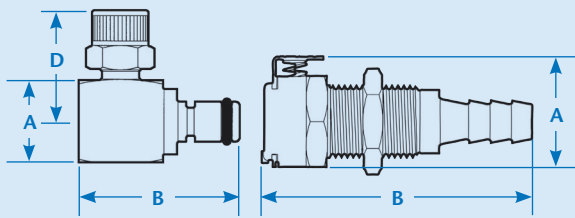


Call toll free 1-800-444-2474 or visit us at www.colder.com

Copyright © 2011 by Colder Products Company. All rights reserved. Colder Products Company, Colder Products and CPC are registered trademarks with the US Patent & Trademark Office.

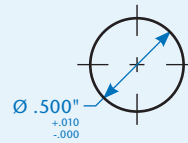


Product Dimensions



A = Height/Diameter
B = Total Length (including valve)

D = Elbow Radial Length



COUPLING BODIES
(except male thread)
MALE THREAD
COUPLING INSERTS

PANEL OPENING	MAX. PANEL THICKNESS	MIN. PANEL THICKNESS
see drawing	.50	.05
see drawing	.21	.05
see drawing	.30	.05



PANEL NUT HEX	PANEL NUT THREAD
5/8	1/2-24UNF

Coupling Bodies

CHROME-PLATED BRASS

	TERMINATION IN-LINE PIPE THREAD	THREAD SIZE 1/8" NPT 1/8" BSPT 1/4" NPT 1/4" BSPT		STRAIGHT THRU MC1002 MC1002BSPT MC1004 MC1004BSPT	SHUTOFF MCD1002 MCD1002BSPT MCD1004 MCD1004BSPT	A .76 .76 .76 .76	B 1.00 1.00 1.10 1.10
	TERMINATION PANEL MOUNT FERRULELESS POLYTUBE FITTING, PTF†	TUBING SIZE 5/32" OD, .10" ID 1/4" OD, .17" ID	METRIC EQ. 4.0mm OD, 2.5mm ID 6.4mm OD, 4.3mm ID	STRAIGHT THRU MC12025 MC1204	SHUTOFF MCD12025 MCD1204	A .76 .76	B 1.67 1.77
	TERMINATION PANEL MOUNT HOSE BARB	TUBING SIZE 1/8" ID 3/16" ID 1/4" ID	METRIC EQ. 3.2mm ID 4.8mm ID 6.4mm ID	STRAIGHT THRU MC1602 MC1603 MC1604	SHUTOFF MCD1602 MCD1603 MCD1604	A .76 .76 .76	B 1.67 1.89 1.89
	TERMINATION PANEL MOUNT FEMALE THREAD	THREAD SIZE 10-32 UNF		STRAIGHT THRU MC181032	SHUTOFF MCD181032	A .76	B 1.22
	TERMINATION PANEL MOUNT MALE THREAD	THREAD SIZE 1/8" NPT		STRAIGHT THRU MC1502	SHUTOFF MCD1502	A .76	B 1.20
	TERMINATION IN-LINE FERRULELESS POLYTUBE FITTING, PTF†	TUBING SIZE 1/4" OD, .17" ID	METRIC EQ. 6.4mm OD, 4.3mm ID	STRAIGHT THRU MC1304	SHUTOFF MCD1304	A .76	B 1.77
	TERMINATION IN-LINE HOSE BARB	TUBING SIZE 1/8" ID 3/16" ID 1/4" ID	METRIC EQ. 3.2mm ID 4.8mm ID 6.4mm ID	STRAIGHT THRU MC1702 MC1703 MC1704	SHUTOFF MCD1702 MCD1703 MCD1704	A .76 .76 .76	B 1.67 1.89 1.89

All measurements are in inches (millimeters) unless otherwise noted. Tubing must meet stated inside and outside diameters. †NOTE: Colder's Ferruleless PTF (polytube fitting) terminations do not require ferrules to achieve a secure connection and are therefore easier to use and reuse. PTF fittings are designed for semi-rigid tubing, i.e., polyethylene, nylon, polyurethane, etc. NOTE: Elbow configurations are available. Contact Colder for more information.

CHROME-PLATED BRASS



TERMINATION	THREAD SIZE	STRAIGHT THRU	SHUTOFF	A	B
IN-LINE	1/8" NPT	MC2402	MCD2402	.58	1.03/1.43
PIPE THREAD	1/8" BSPT	MC2402BSPT	MCD2402BSPT	.58/.72	1.03/1.43
	1/4" NPT	MC2404	MCD2404	.65	1.08/1.43

TERMINATION	THREAD SIZE	STRAIGHT THRU	SHUTOFF	A	B
IN-LINE	1/8" NPT Female	MC2602	MCD2602	.58	.95/1.65
PIPE THREAD (FEMALE)	1/4" NPT Female	MC2604	MCD2604	.72	1.15/1.82
	1/4" BSPP Female	MC2604BSPP	MCD2604BSPP	.72	1.23/1.91



TERMINATION	TUBING SIZE	METRIC EQ.	STRAIGHT THRU	SHUTOFF	A	B
PANEL MOUNT FERRULELESS POLYTUBE FITTING, PTF†	1/4" OD, .17" ID	6.4mm OD, 4.3mm ID	MC4004	MCD4004	.72	1.75/1.85



TERMINATION	TUBING SIZE	METRIC EQ.	STRAIGHT THRU	SHUTOFF	A	B
PANEL MOUNT HOSE BARB	1/8" ID	3.2mm ID	MC4202	MCD4202	.72	1.65/1.75
	3/16" ID	4.8mm ID	MC4203	MCD4203	.72	1.87/1.97
	1/4" ID	6.4mm ID	MC4204	MCD4204	.72	1.87/1.97



TERMINATION	TUBING SIZE	METRIC EQ.	STRAIGHT THRU	SHUTOFF	A	B
IN-LINE FERRULELESS POLYTUBE FITTING, PTF†	5/32" OD, .10" ID	4.0mm OD, 2.5mm ID	MC20025	MCD20025	.58	1.13/1.53
	1/4" OD, .17" ID	6.4mm OD, 4.3mm ID	MC2004	MCD2004	.58	1.15/1.55
	3/8" OD, .25" ID	9.5mm OD, 6.4mm ID	MC2006	MCD2006	.58	1.30/1.50



TERMINATION	TUBING SIZE	METRIC EQ.	STRAIGHT THRU	SHUTOFF	A	B
IN-LINE HOSE BARB	1/8" ID	3.2mm ID	MC2202	MCD2202	.58	1.05/1.65
	3/16" ID	4.8mm ID	MC2203	MCD2203	.58	1.25/1.85
	1/4" ID	6.4mm ID	MC2204	MCD2204	.58	1.25/1.67



TERMINATION	THREAD SIZE	STRAIGHT THRU	SHUTOFF	A	B
IN-LINE FEMALE THREAD	10-32 UNF	MC281032	MCD281032	.58	.63/1.30



TERMINATION	TUBING SIZE	METRIC EQ.	STRAIGHT THRU	SHUTOFF	A	B	D
ELBOW FERRULELESS POLYTUBE FITTING, PTF†	5/32" OD, .10" ID	4.0mm OD, 2.5mm ID	MC21025	MCD21025	.63	1.18/1.28	.81
	1/4" OD, .17" ID	6.4mm OD, 4.3mm ID	MC2104	MCD2104	.63	1.18/1.28	.83



TERMINATION	TUBING SIZE	METRIC EQ.	STRAIGHT THRU	SHUTOFF	A	B	D
ELBOW HOSE BARB	1/8" ID	3.2mm ID	MC2302	MCD2302	.62	1.18/1.28	.76
	1/4" ID	6.4mm ID	MC2304	MCD2304	.63	1.18/1.28	.76



Also available in NSF listed versions, please visit our web site for part number information



POLYETHYLENE

Nu-Seal™ Disposable Coupling Inserts

TERMINATION	TUBING SIZE	METRIC EQ.	PART NO.	A	B
IN-LINE HOSE BARB	1/8" ID	3.2 mm ID	DSM2202	.50	.98



Coupling bodies must have integral terminations to be compatible.

All measurements are in inches (millimeters) unless otherwise noted. Tubing must meet stated inside and outside diameters. Couplings are pictured with valves unless otherwise noted. †NOTE: Colder's Ferruleless PTF (polytube fitting) terminations do not require ferrules to achieve a secure connection and are therefore easier to use and reuse. PTF fittings are designed for semi-rigid tubing, i.e., polyethylene, nylon, polyurethane, etc. NOTE: Elbow configurations are available. Contact Colder for more information.



Call toll free 1-800-444-2474 or visit us at www.colder.com

Copyright © 2011 by Colder Products Company. All rights reserved. Colder Products Company, Colder Products and CPC are registered trademarks with the US Patent & Trademark Office.



NS212 SERIES

NS212 Series couplings were built on the company's proven platform of non-spill valves designed to provide fast, safe and virtually leak-free fluid line connections. The NS212 is an easy, twist-to-connect coupling with an integrated locking mechanism and double-sided non-spill shutoff valves. It is also chemically resistant and ideal for a diverse range of applications including printing and ink management, analytical instrumentation, electronic cooling and chemical handling. NS212 couplings provide high-flow fluid transfer in a small footprint.

Features

- Efficient, non-spill design
- Multiple seal materials
- Twist-to-connect locking
- Compact design
- Ultra low air inclusion

Benefits

- Disconnect under pressure with no spills
- Broad chemical compatibility for diverse applications
- Easy, non-spill connections in tight spaces
- High flow in a small connector
- Minimizes contaminants, reduces the need to purge lines

Specifications

Pressure: Vacuum to 45 psi, 3.1 bar

Temperature: 32°F to 120°F (0°C to 49°C)

Materials:

Main components and valves:
Glass-filled polypropylene

Valve spring: 316 stainless steel

Seal material: EPDM (FKM/Simriz® FFKM optional)

Color: Gray with black accent standard

Tubing Sizes:

1/8" and 1/4" ID, 3.2mm and 6.4mm ID

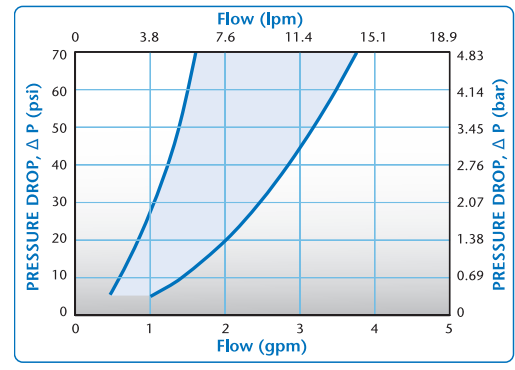
Spillage: <0.025 cc/disconnect

Inclusion: 0.009 cc/connect

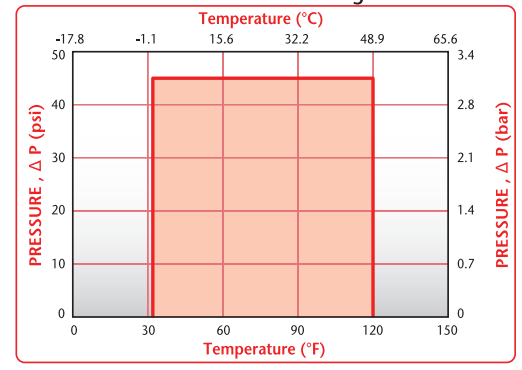
WARNING: Pressure, temperature, chemicals, and operating environment can affect the performance of couplings. It is the customer's responsibility to test the suitability of Colder's products in their own application conditions.

The new NS212 does not mate with the original NS2 parts. Contact Colder for additional compatibility information.

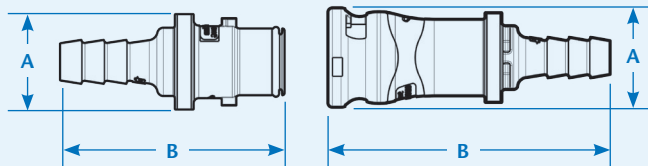
NS212 Water Flow



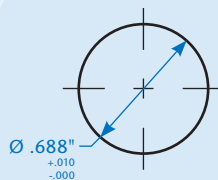
NS212 Pressure Range



These graphs are intended to give you a general idea of the performance capabilities of each product line. The shaded area of each graph represents the operating range of the product family, i.e., upper and lower values are shown. Therefore, depending on the exact coupling configurations selected, you can reasonably expect values to fall within the shaded area.



A = Height/Diameter
B = Total Length



COUPLING BODIES

PANEL OPENING	MAX. PANEL THICKNESS	MIN. PANEL THICKNESS
see drawing	.30	.050

Product Dimensions

Coupling Bodies

POLYPROPYLENE

TERMINATION IN-LINE PIPE THREAD	THREAD 1/8" NPT		SHUTOFF NS2D100212	A .71	B 1.74
TERMINATION IN-LINE FERRULESS POLYTUBE FITTING, PTF†	TUBING SIZE 1/4" OD, .17 ID	METRIC EQ. 6.4mm OD, 4.3mm ID	SHUTOFF NS2D130412	A .71	B 1.87
TERMINATION IN-LINE HOSE BARB	TUBING SIZE 1/8" ID 1/4" ID	METRIC EQ. 3.2mm ID 6.4mm ID	SHUTOFF NS2D170212 NS2D170412	A .71 .71	B 1.87 2.05
TERMINATION PANEL MOUNT FERRULESS POLYTUBE FITTING, PTF†	TUBING SIZE 1/4" OD, .17 ID	METRIC EQ. 6.4mm OD, 4.3mm ID	SHUTOFF NS2D120412	A .88	B 1.87
TERMINATION PANEL MOUNT HOSE BARB	TUBING SIZE 1/8" ID 1/4" ID	METRIC EQ. 3.2mm ID 6.4mm ID	SHUTOFF NS2D160212 NS2D160412	A .88 .88	B 1.79 2.05



Coupling Inserts

POLYPROPYLENE

TERMINATION IN-LINE PIPE THREAD	THREAD 1/8" NPT		SHUTOFF NS2D240212	A .64	B 1.27
TERMINATION IN-LINE FERRULESS POLYTUBE FITTING, PTF†	TUBING SIZE 1/4" OD, .17 ID	METRIC EQ. 6.4mm OD, 4.3mm ID	SHUTOFF NS2D200412	A .64	B 1.39
TERMINATION IN-LINE HOSE BARB	TUBING SIZE 1/8" ID 1/4" ID	METRIC EQ. 3.2mm ID 6.4mm ID	SHUTOFF NS2D220212 NS2D220412	A .64 .64	B 1.32 1.52



Accessories

PANEL MOUNT GASKET REPLACEMENT	For sealing panel mount bodies listed above	MATERIAL Buna-N	PART NO. 1830300
---------------------------------------	---	---------------------------	----------------------------



All measurements are in inches (millimeters) unless otherwise noted. Tubing must meet stated inside and outside diameters. PTF fittings are designed for semi-rigid tubing, i.e., polyethylene, nylon, polyurethane, etc. †NOTE: Colder's Ferruleless PTF (polytube fitting) terminations do not require ferrules to achieve a secure connection and are therefore easier to use and reuse.



Actual size

The 1/4" flow PLC Series is proven worldwide in thousands of applications and offers the widest selection of sizes and configurations. PLC couplings are injection molded from acetal thermoplastic and are resistant to most mild chemical solutions. One-hand connection/disconnection, plus integral terminations make the PLC Series the choice for ease of use and manufacture.

The PLC Series is also available with optional RFID (Radio Frequency Identification) capability.

Features

Colder thumb latch
Integral terminations

Clicks when connected
Compatible

Benefits

One-hand connection and disconnection
Fewer leak points, shorter assemblies, faster installations
Assurance of a reliable connection
Mates with LC Series couplings

PLC SERIES

Specifications

Pressure: Vacuum to 120 psi, 8.3 bar

Temperature:
-40°F to 180°F (-40°C to 82°C)

Materials:

Main components and valves: Acetal

Thumb latch: Stainless steel

Valve spring: 316 stainless steel

External springs and pin: Stainless steel

O-rings: Buna-N

Color: Natural white, others available

Tubing Sizes:

1/4" to 3/8" ID, 6.4mm to 9.5mm ID

JG® Tubing Specifications:

Tube tolerances: 1/4" OD, +0.001/-0.004 | 3/8" OD, +0.001/-0.004

Tube Types: Plastic tube: Polyethylene, nylon, polyurethane. For soft or thin wall tubing with JG® terminations, tube supports are recommended.

Metal tube: Brass, copper and mild steel

Also available in NSF listed versions, please visit our web site for part number information



Liquid Flow Rates

Liquid Flow Rate Information for Couplings

The chart below shows the flow rate for Colder couplings. Each coupling was tested with water at 70°F (21°C). To determine flow rates for specific coupling configurations use the formula to the right.

$$Q = C_v \sqrt{\frac{\Delta P}{S}}$$

Q=Flow rate in gallons per minute

C_v=Average coefficient across various flow rates (see chart)

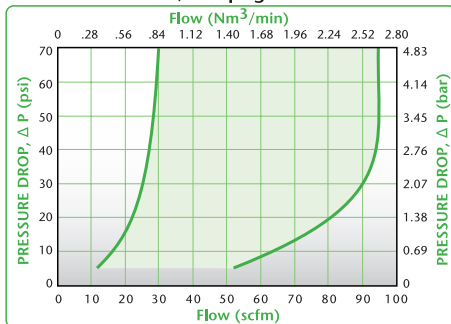
ΔP=Pressure drop across coupling (psi)

S=Specific gravity of liquid

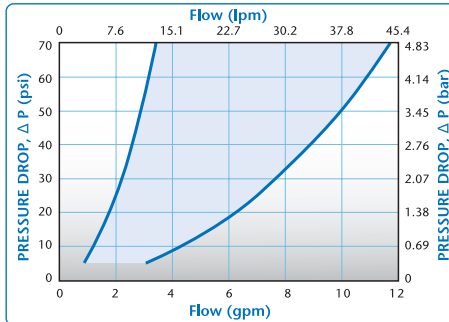
C_v Values for 1/4" Flow PLC Couplings

BODIES	PLC 20004	PLCD 20004	PLC 20006	PLCD 20006	PLC 22004	PLCD 22004	PLC 22006	PLCD 22006	PLC 24004	PLCD 24004	PLC 24006	PLCD 24006	PLC 26004
PLC10004	.40	.36	1.05	.58	.83	.56	1.40	.82	1.40	.75	1.40	.77	.83
PLCD10004	.36	.31	.73	.48	.66	.41	.82	.50	.80	.45	.77	.45	.81
PLC10006	.40	.36	1.05	.60	.83	.56	1.40	.81	1.40	.76	1.40	.76	.83
PLCD10006	.37	.31	.81	.47	.70	.43	1.02	.51	.98	.46	.99	.48	.98
PLC12006	.38	.36	.84	.63	.74	.56	1.14	.75	1.14	.70	1.14	.72	.74
PLCD12006	.38	.33	.78	.49	.68	.44	.84	.49	.81	.43	.82	.44	.81
PLC16004	.38	.37	.87	.54	.95	.51	1.00	.70	.95	.64	1.00	.66	.95
PLCD16004	.37	.31	.61	.44	.57	.41	.78	.44	.78	.43	.75	.46	.78
PLC16006	.38	.37	1.00	.57	.95	.53	1.40	.80	1.40	.71	1.40	.73	1.40
PLCD16006	.38	.32	.71	.49	.63	.42	.89	.51	.96	.45	.92	.49	.97

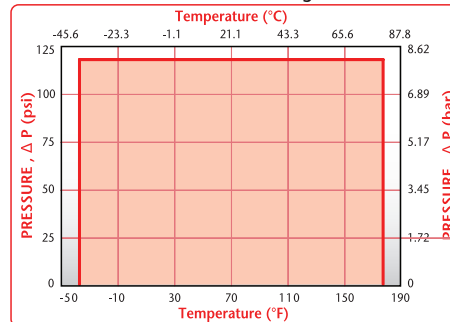
PLC Air Flow, 100 psig Inlet Pressure



PLC Water Flow



PLC Pressure Range



These graphs are intended to give you a general idea of the performance capabilities of each product line. The shaded area of each graph represents the operating range of the product family, i.e., upper and lower values are shown. Therefore, depending on the exact coupling configurations selected, you can reasonably expect values to fall within the shaded area.



The IdentiQuik® Series of smart couplings are RFID enabled couplings used on equipment and in processes. RFID is an identification method that relies on remotely writing and reading data. Smart coupling applications include: inventory level meters, surgical tool identification, product protection and many more.

SMART COUPLINGS WITH REID

IdentiQuik PLC Series

- (((**Identify misconnections:** eliminate out-of-sequence connections or misconnections due to operator error
- (((**Protect your brand:** prevent out-of-date, incorrect or misapplied products from being used
- (((**Prolong equipment life:** prevent the accidental or unintentional use of harmful media
- (((**Save time:** automatic documentation of package and media lot numbers, date codes and more

RFID Specifications

RF Communication Range:
Approximately 1"

Operating Voltage:
8-24V standard

Power Consumption:
1.2W Maximum

Communication:
ASCII RS-232 (DB-9),
USB

I-Code RFID Tags:
13.56 MHz
ISO-15693 - 112 bytes
programmable

NOTE: RFID tags not approved for e-beam or gamma sterilization.

Operating Temperature:
32°F to 150°F (0°C to 66°C)

Materials are listed on page 30.
Customized parts (materials, voltage,
termination, cable length, etc.) available.
Call for more information.

Patented

Coupling Readers



TERMINATION	TUBING SIZE	METRIC EQ.
IN-LINE	1/4" ID	6.4mm ID
HOSE BARB	3/8" ID	9.5mm ID

Product Dimensions (See drawing on page 32)

SHUTOFF	A	B
iPLCDR1700403	1.39	2.77
iPLCDR1700603	1.39	2.76

Coupling Inserts



TERMINATION	TUBING SIZE	METRIC EQ.
IN-LINE	1/4" ID	6.4mm ID
HOSE BARB	3/8" ID	9.5mm ID

STRAIGHT THRU	SHUTOFF	A	B
iPLCT2200403	iPLCDT2200403	1.00	1.38/2.05
iPLCT2200603	iPLCDT2200603	1.05	1.73/1.86



TERMINATION	TUBING SIZE	METRIC EQ.
ELBOW	1/4" ID	6.4mm ID
HOSE BARB	3/8" ID	9.5mm ID

STRAIGHT THRU	SHUTOFF	A	B
iPLCT2300403	iPLCDT2300403	1.48	1.27/1.40
iPLCT2300603	iPLCDT2300403	1.48	1.33/1.46

All measurements are in inches (millimeters) unless otherwise noted. Tubing must meet stated inside and outside diameters.
NOTE: I-Code SL1 tags are available for existing applications, contact the factory for assistance.

Don't forget: you can always
visit www.colder.com for more
product information.

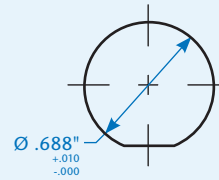
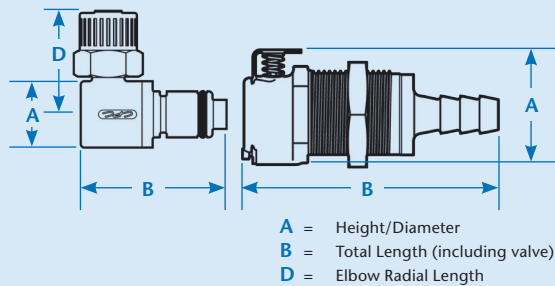


Call toll free 1-800-444-2474 or visit us at www.colder.com

Copyright © 2011 by Colder Products Company. All rights reserved. Colder Products Company, Colder Products and CPC are registered trademarks with the US Patent & Trademark Office.



Product Dimensions



COUPLING BODIES
COUPLING INSERTS



PANEL OPENING	MAX. PANEL THICKNESS	MIN. PANEL THICKNESS
see drawing	.50	.05
see drawing	.30	.05
PANEL NUT HEX	PANEL NUT THREAD	
13/16	11/16-24UNEF	










Coupling Bodies

ACETAL

	TERMINATION IN-LINE PIPE THREAD	THREAD SIZE 1/4" NPT 1/4" BSPT 3/8" NPT 3/8" BSPT		STRAIGHT THRU PLC10004 PLC10004BSPT PLC10006 PLC10006BSPT	SHUTOFF PLCD10004 PLCD10004BSPT PLCD10006 PLCD10006BSPT	A .90 .90 .90 .90	B 1.17 1.15 1.15 1.15
	TERMINATION PANEL MOUNT FERRULELESS POLYTUBE FITTING, PTF†	TUBING SIZE 1/4" OD, .17" ID 3/8" OD, .25" ID	METRIC EQ. 6.4mm OD, 4.3mm ID 8.0mm OD, 6.0mm ID 9.5mm OD, 6.4mm ID 10.0mm OD, 8.0mm ID	STRAIGHT THRU PLC12004 PLC120M8 PLC12006 PLC120M10	SHUTOFF PLCD12004 PLCD120M8 PLCD12006 PLCD120M10	A .88 .88 .88 .88	B 1.87 1.95 1.95 1.95
	TERMINATION PANEL MOUNT HOSE BARB	TUBING SIZE 1/4" ID 5/16" ID 3/8" ID	METRIC EQ. 6.4mm ID 7.9mm ID 9.5mm ID	STRAIGHT THRU PLC16004 PLC16005 PLC16006	SHUTOFF PLCD16004 PLCD16005 PLCD16006	A .88 .88 .88	B 1.95 1.95 1.95
	TERMINATION PANEL MOUNT JG® PUSH-TO-CONNECT	TUBING SIZE 1/4" OD	METRIC EQ. 6.4mm OD	STRAIGHT THRU PLC11004	SHUTOFF PLCD11004	A .88	B 1.95
	TERMINATION IN-LINE FERRULELESS POLYTUBE FITTING, PTF†	TUBING SIZE 1/4" OD, .17" ID 3/8" OD, .25" ID	METRIC EQ. 6.4mm OD, 4.3mm ID 8.0mm OD, 6.0mm ID 9.5mm OD, 6.4mm ID 10.0mm OD, 8.0mm ID	STRAIGHT THRU PLC13004 PLC130M8 PLC13006 PLC130M10	SHUTOFF PLCD13004 PLCD130M8 PLCD13006 PLCD130M10	A .94 .94 .94 .94	B 1.82 1.95 1.95 1.95
	TERMINATION IN-LINE HOSE BARB	TUBING SIZE 1/4" ID 5/16" ID 3/8" ID	METRIC EQ. 6.4mm ID 7.9mm ID 9.5mm ID	STRAIGHT THRU PLC17004 PLC17005 PLC17006	SHUTOFF PLCD17004 PLCD17005 PLCD17006	A .94 .94 .94	B 1.80 /1.95 1.95 1.80 /1.95
	TERMINATION IN-LINE JG® PUSH-TO-CONNECT	TUBING SIZE 1/4" OD 3/8" OD (See page 130 for JG accessories)	METRIC EQ. 6.4mm OD 9.5mm OD	STRAIGHT THRU PLC14004 PLC14006	SHUTOFF PLCD14004 PLCD14006	A .94 .94	B 1.95 2.09

All measurements are in inches (millimeters) unless otherwise noted. Tubing must meet stated inside and outside diameters. †NOTE: Colder's Ferruleless Polytube Fitting terminations do not require ferrules to achieve a secure connection, which makes them easier to use and reuse. PTF fittings are designed for semi-rigid tubing, i.e., polyethylene, nylon, polyurethane, etc. NOTE: JG is a registered trademark of John Guest USA, Inc.

Coupling Inserts ACETAL

TERMINATION IN-LINE PIPE THREAD	THREAD SIZE		STRAIGHT THRU	SHUTOFF	A	B		
	1/4" NPT		PLC24004	PLCD24004	.72	1.25/1.66		
	1/4" BSPT		PLC24004BSPT	PLCD24004BSPT	.72	1.53/1.66		
	3/8" NPT		PLC24006	PLCD24006	.87	1.25/1.63		
3/8" BSPT		PLC24006BSPT	PLCD24006BSPT	.87	1.51/1.63			
TERMINATION PANEL MOUNT FERRULELESS POLYTUBE FITTING, PTF†	TUBING SIZE	METRIC EQ.	STRAIGHT THRU	SHUTOFF	A	B		
	1/4" OD, .17" ID	6.4mm OD, 4.3mm ID	PLC40004	PLCD40004	.94	1.78/1.91		
		8.0mm OD, 6.0mm ID	PLC400M8	PLCD400M8	.94	1.91/2.03		
	3/8" OD, .25" ID	9.5mm OD, 6.4mm ID	PLC40006	PLCD40006	.94	1.91/2.05		
		10.0mm OD, 8.0mm ID	PLC400M10	PLCD400M10	.94	1.91/2.05		
TERMINATION PANEL MOUNT HOSE BARB	TUBING SIZE	METRIC EQ.	STRAIGHT THRU	SHUTOFF	A	B		
	1/4" ID	6.4mm ID	PLC42004	PLCD42004	.94	1.91/2.05		
	5/16" ID	7.9mm ID	PLC42005	PLCD42005	.94	1.91/2.05		
	3/8" ID	9.5mm ID	PLC42006	PLCD42006	.94	1.91/2.05		
TERMINATION PANEL MOUNT JG® PUSH-TO-CONNECT	TUBING SIZE	METRIC EQ.	STRAIGHT THRU	SHUTOFF	A	B		
	1/4" OD	6.4mm OD	PLC41004	PLCD41004	.94	1.91/2.05		
TERMINATION IN-LINE FERRULELESS POLYTUBE FITTING, PTF†	TUBING SIZE	METRIC EQ.	STRAIGHT THRU	SHUTOFF	A	B	 <i>non-valved shown</i>	
	1/4" OD, .17" ID	6.4mm OD, 4.3mm ID	PLC20004	PLCD20004	.72	1.25/1.88		
		8.0mm OD, 6.0mm ID	PLC200M8	PLCD200M8	.72	1.38/1.82		
	3/8" OD, .25" ID	9.5mm OD, 6.4mm ID	PLC20006	PLCD20006	.72	1.38/1.82		
		10.0mm OD, 8.0mm ID	PLC200M10	PLCD200M10	.72	1.38/1.82		
TERMINATION IN-LINE HOSE BARB	TUBING SIZE	METRIC EQ.	STRAIGHT THRU	SHUTOFF	A	B		
	1/4" ID	6.4mm ID	PLC22004	PLCD22004	.62	1.35/1.99		
	5/16" ID	7.9mm ID	PLC22005	PLCD22005	.62	1.35/1.99		
	3/8" ID	9.5mm ID	PLC22006	PLCD22006	.62	1.36/1.81		
TERMINATION IN-LINE JG® PUSH-TO-CONNECT	TUBING SIZE	METRIC EQ.	STRAIGHT THRU	SHUTOFF	A	B		
	1/4" OD	6.4mm OD	PLC29004	PLCD29004	.63	1.35/1.95		
	3/8" OD	9.5mm OD	PLC29006	PLCD29006	.78	1.51/2.11		
TERMINATION ELBOW FERRULELESS POLYTUBE FITTING, PTF†	TUBING SIZE	METRIC EQ.	STRAIGHT THRU	SHUTOFF	A	B	D	
	3/8" OD, .25" ID	9.5mm OD, 6.4mm ID	PLC21006	PLCD21006	.61/.62	1.22/1.35	.85/.96	
TERMINATION ELBOW HOSE BARB	TUBING SIZE	METRIC EQ.	STRAIGHT THRU	SHUTOFF	A	B	D	 <i>non-valved shown</i>
	1/4" ID	6.4mm ID	PLC23004	PLCD23004	.67/.63	1.10/1.28	.85/.96	
	3/8" ID	9.5mm ID	PLC23006	PLCD23006	.67/.63	1.25/1.28	.90/.96	



DID YOU KNOW ...

Colder couplings are available in **CUSTOM** colors. Acetal products can be dyed or molded in various colors and polypropylene can be molded in the color of your choice. Minimum quantities do apply; please contact Customer Service at 1-800-444-2474 or 651-645-0091 for more information.

All measurements are in inches (millimeters) unless otherwise noted. Tubing must meet stated inside and outside diameters. Couplings are pictured with valves unless otherwise noted.
†NOTE: Colder's Ferruleless Polytube Fitting terminations do not require ferrules to achieve a secure connection, which makes them easier to use and reuse. PTF fittings are designed for semi-rigid tubing, i.e., polyethylene, nylon, polyurethane, etc. NOTE: JG is a registered trademark of John Guest USA, Inc.



Call toll free 1-800-444-2474 or visit us at www.colder.com

Copyright © 2011 by Colder Products Company. All rights reserved. Colder Products Company, Colder Products and CPC are registered trademarks with the US Patent & Trademark Office.



PLC12 SERIES

Specifications

Pressure: Vacuum to 120 psi, 8.3 bar

Temperature:
32°F to 160°F (0°C to 71°C)

Materials:

Main components and valves:
Polypropylene

Thumb latch: Stainless steel

Valve spring: 316 stainless steel

External springs and pin: Stainless steel

O-rings: EPDM

Sterilization:

Gamma: Up to 50 kGy irradiation

Color:

Almond

Tubing Sizes:

1/4" to 3/8" ID, 6.4mm to 9.5mm ID

WARNING: Pressure, temperature, chemicals, and operating environment can affect the performance of couplings. It is the customer's responsibility to test the suitability of Colder's products in their own application conditions. Use the graph at the right as a guide.

The 1/4" flow polypropylene PLC12

offers many of the same configuration options as the PLC. The polypropylene material adds greater chemical resistance for more demanding applications. PLC12 couplings are also gamma sterilizable.

Features

Polypropylene material
EPDM o-rings
Colder thumb latch
Integral terminations

Benefits

Chemically resistant and gamma sterilizable
Greater chemical resistance
One-hand connection and disconnection
Fewer leak points, shorter assemblies, faster installations

Liquid Flow Rates

Liquid Flow Rate Information for Couplings

The chart below shows the flow rate for Colder couplings. Each coupling was tested with water at 70°F (21°C). To determine flow rates for specific coupling configurations use the formula to the right.

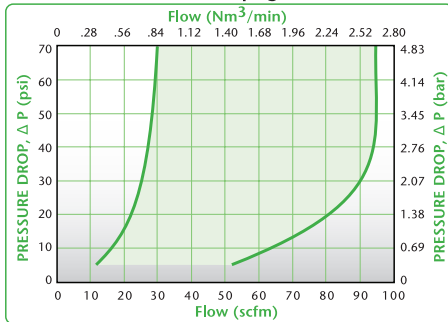
$$Q = C_v \sqrt{\frac{\Delta P}{S}}$$

Q=Flow rate in gallons per minute
C_v=Average coefficient across various flow rates (see chart)
ΔP=Pressure drop across coupling (psi)
S=Specific gravity of liquid

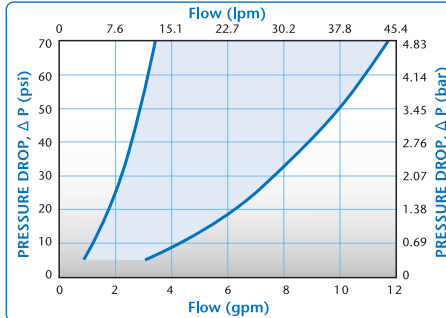
C_v Values for 1/4" Flow PLC12 Couplings

BODIES	PLC 20004	PLCD 20004	PLC 20006	PLCD 20006	PLC 22004	PLCD 22004	PLC 22006	PLCD 22006	PLC 24004	PLCD 24004	PLC 24006	PLCD 24006	PLC 26004
PLC1000412	.40	.36	1.05	.58	.83	.56	1.40	.82	1.40	.75	1.40	.77	.83
PLCD1000412	.36	.31	.73	.48	.66	.41	.82	.50	.80	.45	.77	.45	.81
PLC1000612	.40	.36	1.05	.60	.83	.56	1.40	.81	1.40	.76	1.40	.76	.83
PLCD1000612	.37	.31	.81	.47	.70	.43	1.02	.51	.98	.46	.99	.48	.98
PLC1200612	.38	.36	.84	.63	.74	.56	1.14	.75	1.14	.70	1.14	.72	.74
PLCD1200612	.38	.33	.78	.49	.68	.44	.84	.49	.81	.43	.82	.44	.81
PLC1600412	.38	.37	.87	.54	.95	.51	1.00	.70	.95	.64	1.00	.66	.95
PLCD1600412	.37	.31	.61	.44	.57	.41	.78	.44	.78	.43	.75	.46	.78
PLC1600612	.38	.37	1.00	.57	.95	.53	1.40	.80	1.40	.71	1.40	.73	1.40
PLCD1600612	.38	.32	.71	.49	.63	.42	.89	.51	.96	.45	.92	.49	.97

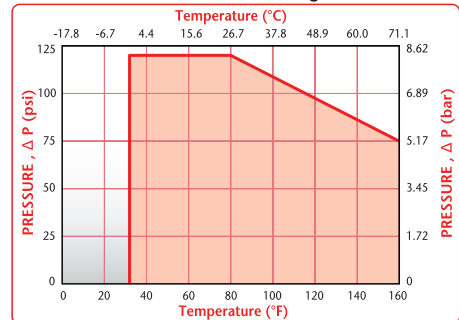
PLC12 Air Flow, 100 psig Inlet Pressure



PLC12 Water Flow



PLC12 Pressure Range



These graphs are intended to give you a general idea of the performance capabilities of each product line. The shaded area of each graph represents the operating range of the product family, i.e., upper and lower values are shown. Therefore, depending on the exact coupling configurations selected, you can reasonably expect values to fall within the shaded area.



The IdentiQuik® Series of smart couplings are RFID enabled couplings used on equipment and in processes. RFID is an automatic identification method that relies on remotely writing and reading data. Smart coupling applications include: inventory level meters, medical equipment calibration, product protection, and many more.

SMART COUPLINGS WITH REID

IdentiQuik PLC Series

- (((**Identify misconnections:** eliminate out-of-sequence connections or misconnections due to operator error
- (((**Protect your brand:** prevent out-of-date, incorrect or misapplied products from being used
- (((**Prolong equipment life:** prevent the accidental or unintentional use of harmful media
- (((**Save time:** automatic documentation of package and media lot numbers, date codes and more

RFID Specifications

RF Communication Range:

Approximately 1"

Operating Voltage:

8-24V standard

Power Consumption:

1.2W Maximum

Communication:

ASCII RS-232 (DB-9),
USB

I-Code RFID Tags:

13.56 MHz
ISO-15693 - 112 bytes
programmable

NOTE: RFID tags not approved for e-beam or gamma sterilization.

Operating Temperature:

32°F to 150°F (0°C to 65°C)

Materials are listed on page 34. Customized parts (materials, voltage, termination, cable length, etc.) available. Call for more information.

Patented

Coupling Readers



TERMINATION
IN-LINE
HOSE BARB

TUBING SIZE
1/4" ID
3/8" ID

METRIC EQ.
6.4mm ID
9.5mm ID

Product Dimensions
(See drawing on page 36)

SHUTOFF
iPLCDR1700400
iPLCDR1700600

A B
1.39 2.78
1.39 2.78

Coupling Inserts



TERMINATION
IN-LINE
HOSE BARB

TUBING SIZE
1/4" ID
3/8" ID

METRIC EQ.
6.4mm ID
9.5mm ID

STRAIGHT THRU
iPLCT2200400
iPLCT2200600

SHUTOFF
iPLCDT2200400
iPLCDT2200600

A B
1.00 1.38/2.05
1.05 1.74/1.87



TERMINATION
ELBOW
HOSE BARB

TUBING SIZE
1/4" ID
3/8" ID

METRIC EQ.
6.4mm ID
9.5mm ID

STRAIGHT THRU
iPLCT2300400
iPLCT2300600

SHUTOFF
iPLCDT2300400
iPLCDT2300600

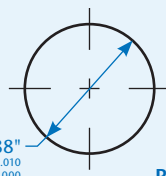
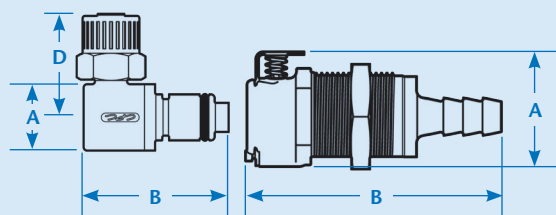
A B
1.48 1.27/1.40
1.48 1.33/1.46

All measurements are in inches (millimeters) unless otherwise noted. Tubing must meet stated inside and outside diameters. NOTE: I-Code SL1 tags are available for existing applications, contact the factory for assistance.



Call toll free 1-800-444-2474 or visit us at www.colder.com

Copyright © 2011 by Colder Products Company. All rights reserved. Colder Products Company, Colder Products and CPC are registered trademarks with the US Patent & Trademark Office.



Ø .688"
+.010
0.00

		PANEL OPENING	MAX. PANEL THICKNESS	MIN. PANEL THICKNESS
COUPLING BODIES	see drawing	.30	.02	
COUPLING INSERTS	see drawing	.30	.02	



PANEL NUT HEX	PANEL NUT THREAD
13/16	11/16-24UNEF

POLYPROPYLENE



TERMINATION	THREAD SIZE	STRAIGHT THRU	SHUTOFF	A	B
IN-LINE	1/4" NPT	PLC1000412	PLCD1000412	1.00	1.15
PIPE THREAD	1/4" BSPT	PLC1000412BSPT	PLCD1000412BSPT	1.00	1.15
	3/8" NPT	PLC1000612	PLCD1000612	1.00	1.15
	3/8" BSPT	PLC1000612BSPT	PLCD1000612BSPT	1.00	1.15



TERMINATION	TUBING SIZE	METRIC EQ.	STRAIGHT THRU	SHUTOFF	A	B
PANEL MOUNT FERRULELESS POLYTUBE FITTING, PTF†	3/8" OD, 1/4" ID	9.5mm OD, 6.4mm ID	PLC1200612	PLCD1200612	1.00	1.95



TERMINATION	TUBING SIZE	METRIC EQ.	STRAIGHT THRU	SHUTOFF	A	B
PANEL MOUNT	1/4" ID	6.4mm ID	PLC1600412	PLCD1600412	1.00	1.95
HOSE BARB	3/8" ID	9.5mm ID	PLC1600612	PLCD1600612	1.00	1.95



TERMINATION	TUBING SIZE	METRIC EQ.	STRAIGHT THRU	SHUTOFF	A	B
IN-LINE	3/8" OD, 1/4" ID	9.5mm OD, 6.4mm ID	PLC1300612	PLCD1300612	1.02	1.96
FERRULELESS						
POLYTUBE						
FITTING, PTFE†						



TERMINATION	TUBING SIZE	METRIC EQ.	STRAIGHT THRU	SHUTOFF	A	B
<i>IN-LINE</i>	1/4" ID	6.4mm ID	PLC1700412	PLCD1700412	1.02	1.96
<i>HOSE BARB</i>	3/8" ID	9.5mm ID	PLC1700612	PLCD1700612	1.02	1.96



TERMINATION	TUBING SIZE	METRIC EQ.	SHUTOFF	A	B
IN-LINE	3/8" OD, 1/4" ID	9.5mm OD, 6.4mm ID	PLCD17040612	1.02	2.20
SOFTUBE™ FITTING	1/2" OD, 3/8" ID	12.7mm OD, 9.5mm ID	PLCD17060812	1.02	2.36

PLC12 Couplings
are gamma
sterilizable; see
page 131 for more
information on
sterilization and
disinfection.

All measurements are in inches (millimeters) unless otherwise noted. Tubing must meet stated inside and outside diameters. †NOTE: Colder's Ferruleless Polytube Fitting terminations do not require ferrules to achieve a secure connection, which makes them easier to use and reuse. PTF fittings are designed for semi-rigid tubing, i.e., polyethylene, nylon, polyurethane, etc.

POLYPROPYLENE

TERMINATION IN-LINE PIPE THREAD	THREAD SIZE 1/4" NPT		STRAIGHT THRU PLC2400412	SHUTOFF PLCD2400412	A .72	B 1.26/1.67	
TERMINATION PANEL MOUNT HOSE BARB	TUBING SIZE 1/4" ID 3/8" ID	METRIC EQ. 6.4mm ID 9.5mm ID	STRAIGHT THRU PLC4200412 PLC4200612	SHUTOFF PLCD4200412 PLCD4200612	A .94 .94	B 1.91/2.05 1.91/2.05	
TERMINATION IN-LINE FERRULELESS POLYTUBE FITTING, PTF†	TUBING SIZE 3/8" OD, 1/4" ID	METRIC EQ. 9.5mm OD, 6.4mm ID	STRAIGHT THRU PLC2000612	SHUTOFF PLCD2000612	A .72	B 1.68/1.82	
TERMINATION IN-LINE HOSE BARB	TUBING SIZE 1/4" ID 3/8" ID	METRIC EQ. 6.4mm ID 9.5mm ID	STRAIGHT THRU PLC2200412 PLC2200612	SHUTOFF PLCD2200412 PLCD2200612	A .63 .63	B 1.35/2.00 1.35/1.82	
TERMINATION IN-LINE SOFTUBE™ FITTING	TUBING SIZE 3/8" OD, 1/4" ID 1/2" OD, 3/8" ID	METRIC EQ. 9.5mm OD, 6.4mm ID 12.7mm OD, 9.5mm ID		SHUTOFF PLCD22040612 PLCD22060812	A .72 .72	B 2.23 2.18	
TERMINATION ELBOW FERRULELESS POLYTUBE FITTING, PTF†	TUBING SIZE 3/8" OD, 1/4" ID	METRIC EQ. 9.5mm OD, 6.4mm ID	STRAIGHT THRU PLC2100612	SHUTOFF PLCD2100612	A .61/.62	B 1.29/1.36	D .95
TERMINATION ELBOW HOSE BARB	TUBING SIZE 1/4" ID 3/8" ID	METRIC EQ. 6.4mm ID 9.5mm ID	STRAIGHT THRU PLC2300412 PLC2300612	SHUTOFF PLCD2300412 PLCD2300612	A .63 .63	B 1.22/1.36 1.28/1.42	D .96 .96



DID YOU KNOW ...

Many of Colder's general purpose couplings and fittings can be used across a wide variety of markets and applications?

Quick tip: use the Chemical Compatibility Table at www.colder.com to help determine which product is best for your fluid handling application.

All measurements are in inches (millimeters) unless otherwise noted. Tubing must meet stated inside and outside diameters. Couplings are pictured with valves unless otherwise noted. †NOTE: Colder's Ferruleless Polytube Fitting terminations do not require ferrules to achieve a secure connection, which makes them easier to use and reuse. PTF fittings are designed for semi-rigid tubing, i.e., polyethylene, nylon, polyurethane, etc.



Call toll free 1-800-444-2474 or visit us at www.colder.com

Copyright © 2011 by Colder Products Company. All rights reserved. Colder Products Company, Colder Products and CPC are registered trademarks with the US Patent & Trademark Office.



Specifications

Pressure: Vacuum to 250 psi, 17.3 bar

Temperature:

-40°F to 180°F (-40°C to 82°C)

(High temperature versions available with ratings to 400°F)

Materials:

Main components: Chrome-plated brass

Thumb latch: Stainless steel

Valves: Acetal

Valve springs: 316 stainless steel

External springs and pin: Stainless steel

O-rings: Buna-N

Finish:

Chrome

Tubing Sizes:

1/4" to 3/8" ID, 6.4mm to 9.5mm ID

WARNING: Pressure, temperature, chemicals, and operating environment can affect the performance of couplings. It is the customer's responsibility to test the suitability of Colder's products in their own application conditions.

Note: High temperature versions available with ratings to 400° F
Call Customer Service for more information.

Colder's LC Series chrome-plated brass couplings are built tough and made to last in the most demanding applications. Ideal for use with higher temperature or pressure, the LC Series features a one-hand operation for swift and easy connects and disconnects. These couplings offer the flexibility of multiple configurations and terminations to mate with both the PLC acetal and PLC12 polypropylene couplings.

Features

Brass material

Chrome plating

High temperature capability

Colder thumb latch

Compatible

Benefits

Durable construction withstands higher pressure and temperature

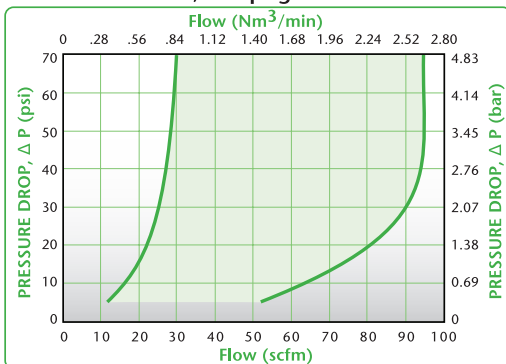
Attractive appearance

Versions rated to 400°F (204°C)

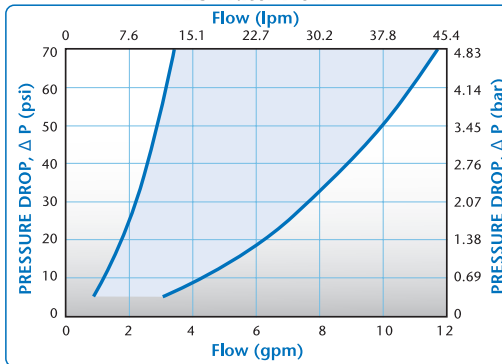
One-hand connection and disconnection

LC mates with PLC Series couplings

LC Air Flow, 100 psig Inlet Pressure



LC Water Flow



These graphs are intended to give you a general idea of the performance capabilities of each product line. The shaded area of each graph represents the operating range of the product family, i.e., upper and lower values are shown. Therefore, depending on the exact coupling configurations selected, you can reasonably expect values to fall within the shaded area.

Liquid Flow Rates

Liquid Flow Rate Information for Couplings

The chart below shows the flow rate for Colder couplings. Each coupling was tested with water at 70°F (21°C). To determine flow rates for specific coupling configurations use the formula to the right.

$$Q = C_v \sqrt{\frac{\Delta P}{S}}$$

Q=Flow rate in gallons per minute
 C_v =Average coefficient across various flow rates (see chart)
 ΔP =Pressure drop across coupling (psi)
 S =Specific gravity of liquid

C_v Values for 1/4" Flow LC Couplings

BODIES	LC 20004	LCD 20004	LC 20006	LCD 20006	LC 22004	LCD 22004	LC 22006	LCD 22006	LC 24004	LCD 24004	LC 24006	LCD 24006	LC 26004
LC10004	.40	.36	1.05	.58	.83	.56	1.40	.82	1.40	.75	1.40	.77	.83
LCD10004	.36	.31	.73	.48	.66	.41	.82	.50	.80	.45	.77	.45	.81
LC10006	.40	.36	1.05	.60	.83	.56	1.40	.81	1.40	.76	1.40	.76	.83
LCD10006	.37	.31	.81	.47	.70	.43	1.02	.51	.98	.46	.99	.48	.98
LC12006	.38	.36	.84	.63	.74	.56	1.14	.75	1.14	.70	1.14	.72	.74
LCD12006	.38	.33	.78	.49	.68	.44	.84	.49	.81	.43	.82	.44	.81
LC16004	.38	.37	.87	.54	.95	.51	1.00	.70	.95	.64	1.00	.66	.95
LCD16004	.37	.31	.61	.44	.57	.41	.78	.44	.78	.43	.75	.46	.78
LC16006	.38	.37	1.00	.57	.95	.53	1.40	.80	1.40	.71	1.40	.73	1.40
LCD16006	.38	.32	.71	.49	.63	.42	.89	.51	.96	.45	.92	.49	.97



DID YOU KNOW ...

O-ring selection is a key decision when determining which connector will perform best in your specific application. It's important that you understand the material characteristics and how they can be affected by both the media being transferred and the environment in which the connector is being used:

Buna-N is the most common o-ring seal due to its solvent, oil and water resistance. Temperature range of -30° to 250°F.

FKM is best suited for applications where chemical resistance and/or high temperatures are a requirement. The temperature range is -15° to 400°F.

EPDM has excellent resistance to polar solvents. This o-ring is not compatible with petroleum. The temperature range is -70° to 300°F.

Food-grade material is used when food is being transferred through the connector.

Silicone seals have good temperature resistance. The temperature range is -70° to 400° and with special compounds can reach 175° to 450°F. Silicone can also be supplied with Class VI requirements for medical/bioprocessing applications.

For further information about which o-ring material is best for your application please contact Customer Service at 1-800-444-2474 or 651-645-0091.

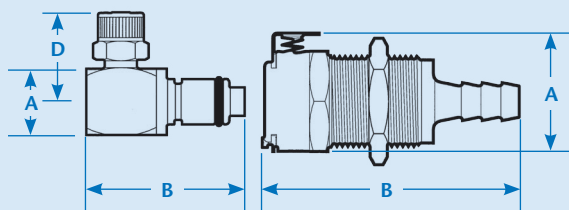


Call toll free 1-800-444-2474 or visit us at www.colder.com

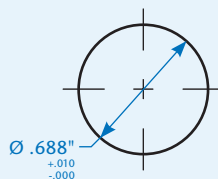
Copyright © 2011 by Colder Products Company. All rights reserved. Colder Products Company, Colder Products and CPC are registered trademarks with the US Patent & Trademark Office.



Product Dimensions



A = Height/Diameter
B = Total Length (including valve)
D = Elbow Radial Length



COUPLING BODIES
COUPLING INSERTS

PANEL OPENING	MAX. PANEL THICKNESS	MIN. PANEL THICKNESS
see drawing	.50	.05
see drawing	.090	.300



PANEL NUT HEX
13/16

PANEL NUT THREAD
11/16-24 UNF

Coupling Bodies

CHROME-PLATED BRASS



TERMINATION
IN-LINE
PIPE THREAD

THREAD SIZE
1/4" NPT
1/4" BSPT
3/8" NPT
3/8" BSPT

STRAIGHT THRU
LC10004
LC10004BSPT
LC10006
LC10006BSPT

SHUTOFF
LCD10004
LCD10004BSPT
LCD10006
LCD10006BSPT

A	B
.88	1.15
.88	1.15
.88	1.15
.88	1.15



TERMINATION
PANEL MOUNT
FERRULELESS
POLYTUBE FITTING,
PTF†

TUBING SIZE
1/4" OD, .17" ID
3/8" OD, .25" ID

METRIC EQ.
6.4mm OD, 4.3mm ID
9.5mm OD, 6.4mm ID

STRAIGHT THRU
LC12004
LC12006

SHUTOFF
LCD12004
LCD12006

A	B
.88	1.87
.88	2.00



TERMINATION
PANEL MOUNT
HOSE BARB

TUBING SIZE
1/4" ID
5/16" ID
3/8" ID

METRIC EQ.
6.4mm ID
7.9mm ID
9.5mm ID

STRAIGHT THRU
LC16004
LC16005
LC16006

SHUTOFF
LCD16004
LCD16005
LCD16006

A	B
.88	2.00
.88	2.00
.88	2.00



TERMINATION
PANEL MOUNT
MALE THREAD

THREAD SIZE
1/4" NPT

STRAIGHT THRU
LC15004

SHUTOFF
LCD15004

A	B
.88	1.50



TERMINATION
IN-LINE
FERRULELESS
POLYTUBE FITTING,
PTF†

TUBING SIZE
1/4" OD, .17" ID
3/8" OD, .25" ID

METRIC EQ.
6.4mm OD, 4.3mm ID
9.5mm OD, 6.4mm ID

STRAIGHT THRU
LC13004
LC13006

SHUTOFF
LCD13004
LCD13006

A	B
.88	1.87
.88	2.00



TERMINATION
IN-LINE
HOSE BARB

TUBING SIZE
1/4" ID
5/16" ID
3/8" ID

METRIC EQ.
6.4mm ID
7.9mm ID
9.5mm ID

STRAIGHT THRU
LC17004
LC17005
LC17006

SHUTOFF
LCD17004
LCD17005
LCD17006

A	B
.88	2.00
.88	2.00
.88	2.00

Also available in
NSF listed versions,
please visit our web
site for part number
information



All measurements are in inches (millimeters) unless otherwise noted. Tubing must meet stated inside and outside diameters. †NOTE: Colder's Ferruleless Polytube Fitting terminations do not require ferrules to achieve a secure connection, which makes them easier to use and reuse. PTF fittings are designed for semi-rigid tubing, i.e., polyethylene, nylon, polyurethane, etc.











Call toll free 1-800-444-2474 or visit us at www.colder.com

Copyright © 2011 by Colder Products Company. All rights reserved. Colder Products Company, Colder Products and CPC are registered trademarks with the US Patent & Trademark Office.

Coupling Inserts

CHROME-PLATED BRASS

TERMINATION IN-LINE PIPE THREAD	THREAD SIZE		STRAIGHT THRU	SHUTOFF	A	B			
	1/4" NPT		LC24004	LCD24004	.72	1.25/1.68			
	1/4" BSPT		LC24004BSPT	LCD24004BSPT	.72	1.25/1.68			
	3/8" NPT		LC24006	LCD24006	.87	1.25/1.55			
	3/8" BSPT		LC24006BSPT	LCD24006BSPT	.87	1.25/1.55			
TERMINATION IN-LINE PIPE THREAD (FEMALE)	THREAD SIZE		STRAIGHT THRU	SHUTOFF	A	B			
	1/4" NPT Female		LC26004	LCD26004	.72	1.25/1.90			
	1/4" BSPP Female		LC26004BSPP	LCD26004BSPP	.72	1.25/1.75			
TERMINATION PANEL MOUNT FERRULELESS POLYTUBE FITTING, PTF†	TUBING SIZE		METRIC EQ.	STRAIGHT THRU	SHUTOFF	A	B		
	1/4" OD, .17" ID		6.4mm OD, 4.3mm ID	LC40004	LCD40004	.94	1.83/1.98		
	3/8" OD, .25" ID		9.5mm OD, 6.4mm ID	LC40006	LCD40006	.94	1.96/2.11		
TERMINATION PANEL MOUNT HOSE BARB	TUBING SIZE		METRIC EQ.	STRAIGHT THRU	SHUTOFF	A	B		
	1/4" ID		6.4mm ID	LC42004	LCD42004	.94	1.96/2.11		
	5/16" ID		7.9mm ID	LC42005	LCD42005	.94	1.96/2.11		
	3/8" ID		9.5mm ID	LC42006	LCD42006	.94	1.96/2.11		
TERMINATION IN-LINE FERRULELESS POLYTUBE FITTING, PTF†	TUBING SIZE		METRIC EQ.	STRAIGHT THRU	SHUTOFF	A	B		
	1/4" OD, .17" ID		6.4mm OD, 4.3mm ID	LC20004	LCD20004	.72	1.25/1.87		
	3/8" OD, .25" ID		9.5mm OD, 6.4mm ID	LC20006	LCD20006	.72	1.38/1.83		
TERMINATION IN-LINE HOSE BARB	TUBING SIZE		METRIC EQ.	STRAIGHT THRU	SHUTOFF	A	B		
	1/4" ID		6.4mm ID	LC22004	LCD22004	.63	1.35/2.00		
	5/16" ID		7.9mm ID	LC22005	LCD22005	.63	1.35/1.85		
	3/8" ID		9.5mm ID	LC22006	LCD22006	.63	1.35/1.83		
TERMINATION ELBOW FERRULELESS POLYTUBE FITTING, PTF†	TUBING SIZE		METRIC EQ.	STRAIGHT THRU	SHUTOFF	A	B	D	
	1/4" OD, .17" ID		6.4mm OD, 4.3mm ID	LC21004	LCD21004	.63	1.28/1.43	.96	
	3/8" OD, .25" ID		9.5mm OD, 6.4mm ID	LC21006	LCD21006	.63	1.28/1.43	.83	
TERMINATION ELBOW HOSE BARB	TUBING SIZE		METRIC EQ.	STRAIGHT THRU	SHUTOFF	A	B	D	
	1/4" ID		6.4mm ID	LC23004	LCD23004	.63/.62	1.28/1.43	1.28	
	3/8" ID		9.5mm ID	LC23006	LCD23006	.63/.62	1.28/1.43	1.28	



DID YOU KNOW ...

LC Series couplings can mate with PLC and PLC12 plastic couplings? See pages 30-37 for more information.



All measurements are in inches (millimeters) unless otherwise noted. Tubing must meet stated inside and outside diameters. Couplings are pictured with valves unless otherwise noted. †NOTE: Colder's Ferruleless Polytube Fitting terminations do not require ferrules to achieve a secure connection, which makes them easier to use and reuse. PTF fittings are designed for semi-rigid tubing, i.e., polyethylene, nylon, polyurethane, etc.



Call toll free 1-800-444-2474 or visit us at www.colder.com

Copyright © 2011 by Colder Products Company. All rights reserved. Colder Products Company, Colder Products and CPC are registered trademarks with the US Patent & Trademark Office.



Specifications

Pressure: Vacuum to 120 psi, 8.3 bar

Temperature:
-40°F to 180°F (-40°C to 82°C)

Materials:
Main components and valves: Acetal
Thumb latch: Acetal
Valve spring: 316 stainless steel
External spring: 302 stainless steel
O-rings: Buna-N

Color:
Natural white with light gray latch

Tubing Sizes:
1/4" to 3/8" ID, 6.4mm to 9.5mm ID

WARNING: Pressure, temperature, chemicals, and operating environment can affect the performance of couplings. It is the customer's responsibility to test the suitability of Colder products in their own application conditions.

Also available in
NSF listed versions,
please visit our web
site for part number
information



The 1/4" flow APC Series couplings feature a plastic thumb latch, fewer moving parts and a smooth contoured design to deliver ease-of-use and excellent flow in a compact size. The patented APC Series has been expanded to include couplings with valves and thumb latch shrouds. A more rugged design on some models adds durability to increase the APC's application range.

Features

Plastic thumb latch
Shrouded thumb latch

Integral terminations

Compatibility

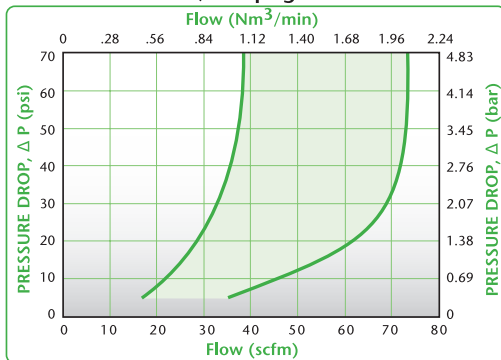
Benefits

No exposed metal parts
Protects against accidental disconnects

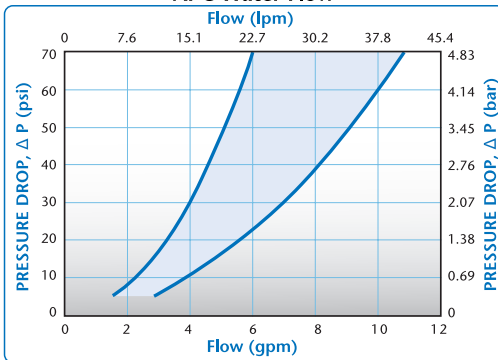
Fewer leak points, shorter assemblies, faster installations

Mates with most EFC couplings

APC Air Flow, 100 psig Inlet Pressure



APC Water Flow



These graphs are intended to give you a general idea of the performance capabilities of each product line. The shaded area of each graph represents the operating range of the product family, i.e., upper and lower values are shown. Therefore, depending on the exact coupling configurations selected, you can reasonably expect values to fall within the shaded area.

Liquid Flow Rates

Liquid Flow Rate Information for Couplings

The chart below shows the flow rate for Colder couplings. Each coupling was tested with water at 70°F (21°C). To determine flow rates for specific coupling configurations use the formula to the right.

$$Q = C_v \sqrt{\frac{\Delta P}{S}}$$

Q=Flow rate in gallons per minute
C_v=Average coefficient across various flow rates (see chart)
ΔP=Pressure drop across coupling (psi)
S=Specific gravity of liquid

C_v Values for APC Couplings

BODIES	APC 20004	APCD 20004	APC 20006	APCD 20006	APC 22004	APCD 22004	APC 22006	APCD 22006	APC 24004	APCD 24004	APC 24006	APCD 24006
APC10004	0.4	0.4	1.2	0.9	1.0	0.9	2.0	0.9	1.9	0.8	1.7	0.8
APCD10004	0.4	0.4	1.0	0.7	1.0	0.7	0.8	0.7	1.2	0.6	0.8	0.6
APC10006	0.4	0.4	1.2	0.9	1.2	0.7	1.8	0.9	2.0	0.9	1.7	0.8
APCD10006	0.4	0.4	1.3	0.8	0.6	0.5	1.1	0.7	1.3	0.7	1.0	0.7
APC13004SH	0.6	0.5	0.5	0.4	0.4	0.4	0.5	0.4	0.5	0.4	0.4	0.4
APCD13004SH	0.5	0.5	0.4	0.4	0.4	0.4	0.4	0.4	0.4	0.4	0.4	0.4
APC13006SH	0.4	0.4	1.0	0.7	0.9	0.6	1.1	0.7	1.1	0.7	1.0	0.7
APCD13006SH	0.4	0.4	0.8	0.6	0.7	0.5	0.8	0.6	0.9	0.6	0.8	0.6
APC17004SH	0.4	0.4	0.8	0.6	1.0	0.7	0.9	0.7	0.8	0.6	0.7	0.6
APCD17004SH	0.4	0.4	0.7	0.5	0.8	0.6	0.7	0.6	0.7	0.5	0.6	0.5
APC17006SH	0.4	0.4	1.2	0.9	4.0	0.9	2.4	0.9	2.0	0.9	1.9	0.8
APCD17006SH	0.4	0.4	1.2	0.8	1.3	0.8	1.2	0.7	1.2	0.7	1.1	0.7



DID YOU KNOW ...

The shelf life of a connector is dependent upon the connector materials and the storage conditions. Colder manufactures quick disconnect couplings and connections made from a variety of metal, plastic and elastomeric raw materials. In general, it is best to store any Colder product in an environment shielded from light at a temperature between 50 °F and 90 °F.

The shelf life of Colder couplings and connections is estimated to be 3 years minimum if the storage conditions comply with those shown above.

NOTE: For product containing lubricated o-rings, the lubricant will dry out over time. Prior to use, it may be advisable to re-lubricate external o-rings. For product containing silicone o-rings, if lube is allowable, use of a synthetic lube is recommended.

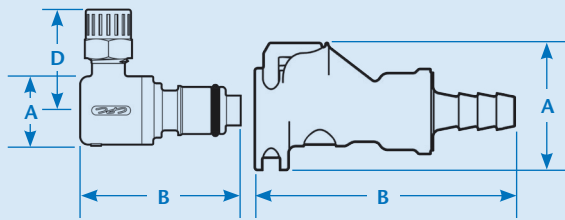


Call toll free 1-800-444-2474 or visit us at www.colder.com

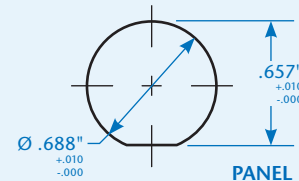
Copyright © 2011 by Colder Products Company. All rights reserved. Colder Products Company, Colder Products and CPC are registered trademarks with the US Patent & Trademark Office.



Product Dimensions



A = Height/Diameter
B = Total Length (including valve)
D = Elbow Radial Length



COUPLING BODIES

PANEL
OPENING
see drawing

MAX. PANEL
THICKNESS
.50

MIN. PANEL
THICKNESS
.02



PANEL
NUT HEX
13/16

PANEL
NUT THREAD
11/16-24UNF

Coupling Bodies

ACETAL



TERMINATION
IN-LINE
PIPE THREAD

THREAD SIZE
1/4" NPT
1/4" BSPT
3/8" NPT
3/8" BSPT

STRAIGHT THRU
APC10004
APC10004BSPT
APC10006
APC10006BSPT

SHUTOFF
APCD10004
APCD10004BSPT
APCD10006
APCD10006BSPT

A	B
.93	1.40
.93	1.40
.93	1.40
.93	1.40



TERMINATION
IN-LINE
HOSE BARB

TUBING SIZE
1/4" ID
3/8" ID

METRIC EQ.
6.4mm ID
9.5mm ID

STRAIGHT THRU
APC17004
APC17006

A	B
.93	1.35
.93	1.35



TERMINATION
IN-LINE WITH
SHROUD
FERRULELESS
POLYTUBE FITTING,
PTF†

TUBING SIZE
1/4" OD, .17" ID
3/8" OD, .25" ID

METRIC EQ.
6.4mm OD, 4.3mm ID
8.0mm OD, 6.0mm ID
9.5mm OD, 6.4mm ID
10.0mm OD, 8.0mm ID

STRAIGHT THRU
APC13004SH
APC130M8SH
APC13006SH
APC130M10SH

SHUTOFF
APCD13004SH
APCD130M8SH
APCD13006SH
APCD130M10SH

A	B
1.30	1.94
1.30	2.07
1.30	2.07
1.30	2.07



TERMINATION
IN-LINE
HOSE BARB

TUBING SIZE
1/4" ID
3/8" ID

METRIC EQ.
6.4mm ID
9.5mm ID

STRAIGHT THRU
APC17004SH
APC17006SH

SHUTOFF
APCD17004SH
APCD17006SH

A	B
1.30	2.07
1.30	2.07



TERMINATION
PANEL MOUNT
FERRULELESS
POLYTUBE FITTING,
PTF†

TUBING SIZE
1/4" OD, .17" ID
3/8" OD, .25" ID

METRIC EQ.
6.4mm OD, 4.3mm ID
8.0mm OD, 6.0mm ID
9.5mm OD, 6.4mm ID
10.0mm OD, 8.0mm ID

STRAIGHT THRU
APC12004
APC120M8
APC12006
APC120M10

SHUTOFF
APCD12004
APCD120M8
APCD12006
APCD120M10

A	B
1.03	1.97
1.03	2.10
1.03	2.10
1.03	2.10



TERMINATION
PANEL MOUNT
HOSE BARB

TUBING SIZE
1/4" ID
5/16" ID
3/8" ID

METRIC EQ.
6.4mm ID
7.9mm ID
9.5mm ID

STRAIGHT THRU
APC16004
APC16005
APC16006

SHUTOFF
APCD16004
APCD16005
APCD16006

A	B
1.03	2.10
1.03	2.10
1.03	2.10

Accessories



**PANEL MOUNT
GASKET
REPLACEMENT**

For sealing panel mount bodies listed above

MATERIAL
Buna-N

PART NO.
1830300

All measurements are in inches (millimeters) unless otherwise noted. Tubing must meet stated inside and outside diameters. †NOTE: Colder's Ferruleless Polytube Fitting terminations do not require ferrules to achieve a secure connection, which makes them easier to use and reuse. PTF fittings are designed for semi-rigid tubing, i.e., polyethylene, nylon, polyurethane, etc.

Coupling Inserts ACETAL

TERMINATION IN-LINE PIPE THREAD	THREAD SIZE		STRAIGHT THRU	SHUTOFF	A	B	
	1/4" NPT		APC24004	APCD24004	.72	1.43/1.77	
	1/4" BSPT		APC24004BSPT	APCD24004BSPT	.72	1.63/1.77	
	3/8" NPT		APC24006	APCD24006	.72	1.50/1.64	
	3/8" BSPT		APC24006BSPT	APCD24006BSPT	.72	1.51/1.65	
TERMINATION IN-LINE FERRULELESS POLYTUBE FITTING, PTF†	TUBING SIZE	METRIC EQ.	STRAIGHT THRU	SHUTOFF	A	B	
	1/4" OD, .17" ID	6.4mm OD, 4.3mm ID	APC20004	APCD20004	.72	1.86/1.99	
		8.0mm OD, 6.0mm ID	APC200M8	APCD200M8	.72	1.79/1.93	
	3/8" OD, .25" ID	9.5mm OD, 6.4mm ID	APC20006	APCD20006	.72	1.78/1.91	
		10.0mm OD, 8.0mm ID	APC200M10	APCD200M10	.72	1.79/1.93	
TERMINATION IN-LINE HOSE BARB	TUBING SIZE		STRAIGHT THRU	SHUTOFF	A	B	
	1/4" ID		APC22004	APCD22004	.60/.72	1.40/2.10	
	3/8" ID		APC22006	APCD22006	.63/.72	1.40/1.92	
TERMINATION ELBOW FERRULELESS POLYTUBE FITTING, PTF†	TUBING SIZE	METRIC EQ.	STRAIGHT THRU	SHUTOFF	A	B	D
	1/4" OD, .17" ID	6.4mm OD, 4.3mm ID	APC21004	APCD21004	1.22	1.32/1.45	.91
	3/8" OD, .25" ID	9.5mm OD, 6.4mm ID	APC21006	APCD21006	1.27	1.33/1.46	.96
TERMINATION ELBOW HOSE BARB	TUBING SIZE	METRIC EQ.	STRAIGHT THRU	SHUTOFF	A	B	D
	1/4" ID	6.4mm ID	APC23004	APCD23004	.63	1.20/1.45	.96
	3/8" ID	9.5mm ID	APC23006	APCD23006	.63	1.20/1.50	.96



DID YOU KNOW ...

One of the most versatile coupling series, the APC can be found in such diverse applications as hospital beds and support surfaces, sports hydration equipment, cold and compression therapy and many more! This product platform is also frequently used to develop custom designs. Contact Customer Service at 1-800-444-2474 or 651-645-0091 to learn how we can adapt the APC coupling to your specific requirements.

Quick Tip: These cost-effective, high-value connectors are also available in NSF listed versions for food and beverage dispensing. Visit www.colder.com for equivalent NSF part numbers.

All measurements are in inches (millimeters) unless otherwise noted. Tubing must meet stated inside and outside diameters. Couplings are pictured with valves unless otherwise noted.
†NOTE: Colder's Ferruleless Polytube Fitting terminations do not require ferrules to achieve a secure connection, which makes them easier to use and reuse. PTF fittings are designed for semi-rigid tubing, i.e., polyethylene, nylon, polyurethane, etc.



Call toll free 1-800-444-2474 or visit us at www.colder.com

Copyright © 2011 by Colder Products Company. All rights reserved. Colder Products Company, Colder Products and CPC are registered trademarks with the US Patent & Trademark Office.

BREAKAWAY SERIES

Colder's BreakAway™ Series couplings

provide safe and easy fluid transfer with protection from costly product loss and equipment damage. These high quality, leak-free connectors are designed to disconnect when pull force is applied without depressing a latching mechanism, allowing users to make a clean, fast and easy break at critical moments.

Features

- Reliable break-away design
- Automatic dual shutoff valves
- Streamlined, flush finish

Benefits

- Rapid, automatic disconnection
- Safe and clean fluid handling
- Easy-to-use for maximum productivity

Specifications

Pressure: 0 to 20 psi, 1.4 bar

Temperature: 0° F to 150° F (-18° C to 66° C)

Materials:

Main components and valves: Acetal

Valve springs: 316 stainless steel

O-rings: Buna-N

Retention ring: PPS

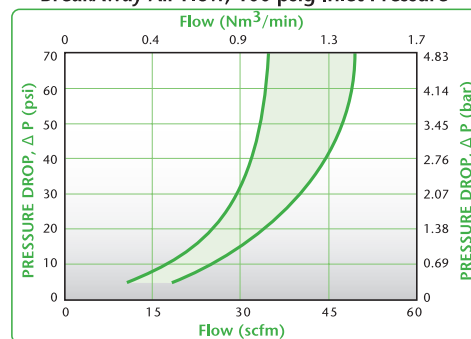
Color: White or black

Tubing Sizes:

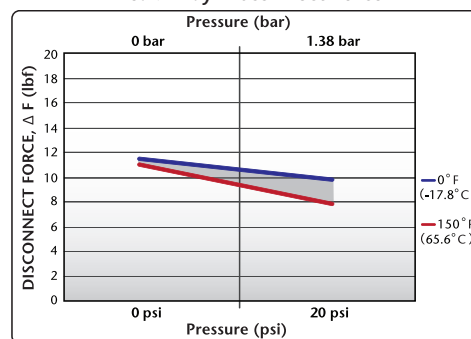
1/4" and 3/8" ID, 6.4mm and 9.5mm ID

WARNING: Pressure, temperature, chemicals, and operating environment can affect the performance of couplings. It is the customer's responsibility to test the suitability of Colder's products in their own application conditions.

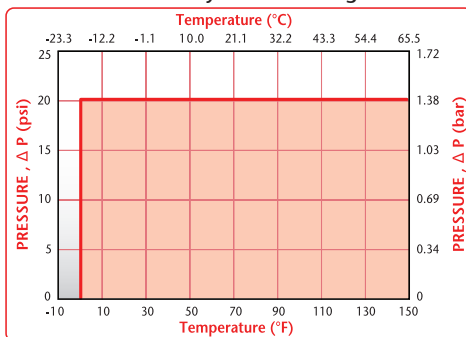
BreakAway Air Flow, 100 psig Inlet Pressure



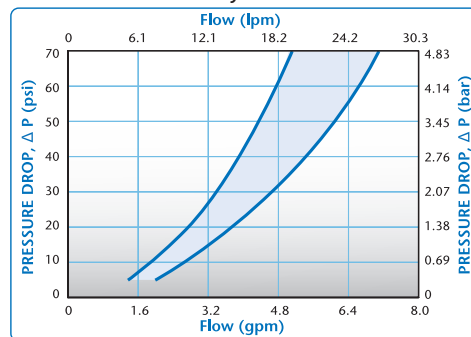
BreakAway Disconnect Force



BreakAway Pressure Range

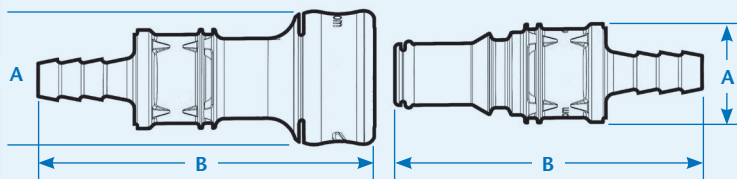


BreakAway Water Flow

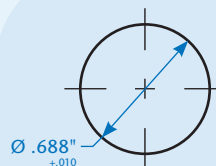


These graphs are intended to give you a general idea of the performance capabilities of each product line. The shaded area of the graphs represent the operating range of the product family, i.e., upper and lower values are shown. Therefore, depending on the exact coupling configurations selected, you can reasonably expect values to fall within the shaded area.

Force to disconnect is approximately 11 pounds pull force at 0 psi line pressure and 8 pounds pull force at 20 psi. In some applications and with certain types of tubing, a hose clamp may be required.



A = Height/Diameter
B = Total Length (including valve)



Product Dimensions

COUPLING BODIES

PANEL OPENING	MAX. PANEL THICKNESS	MIN. PANEL THICKNESS
see drawing	.50	.02

Coupling Bodies

WHITE ACETAL

TERMINATION	TUBING SIZE	METRIC EQ.	SHUTOFF	A	B
IN-LINE	1/4" ID	6.4mm ID	BACD17004	0.92	2.29
HOSE BARB	3/8" ID	9.5mm ID	BACD17006	0.92	2.29
TERMINATION	TUBING SIZE	METRIC EQ.	SHUTOFF	A	B
PANEL MOUNT	1/4" ID	6.4mm ID	BACD16004	0.92	2.29
HOSE BARB	3/8" ID	9.5mm ID	BACD16006	0.92	2.29



BLACK ACETAL

TERMINATION	TUBING SIZE	METRIC EQ.	SHUTOFF	A	B
IN-LINE	1/4" ID	6.4mm ID	BACD17004MBLK	0.92	2.29
HOSE BARB	3/8" ID	9.5mm ID	BACD17006MBLK	0.92	2.29
TERMINATION	TUBING SIZE	METRIC EQ.	SHUTOFF	A	B
PANEL MOUNT	1/4" ID	6.4mm ID	BACD16004MBLK	0.92	2.29
HOSE BARB	3/8" ID	9.5mm ID	BACD16006MBLK	0.92	2.29



Coupling Inserts

WHITE ACETAL

TERMINATION	TUBING SIZE	METRIC EQ.	STRAIGHT THRU	SHUTOFF	A	B
IN-LINE	1/4" ID	6.4mm ID	BAC22004	BACD22004	0.58/0.69	1.58/2.10
HOSE BARB	3/8" ID	9.5mm ID		BACD22006	0.69	2.10



BLACK ACETAL

TERMINATION	TUBING SIZE	METRIC EQ.	STRAIGHT THRU	SHUTOFF	A	B
IN-LINE	1/4" ID	6.4mm ID	BAC22004MBLK	BACD22004MBLK	0.58/0.69	1.58/2.10
HOSE BARB	3/8" ID	9.5mm ID		BACD22006MBLK	0.69	2.10



MBLK = molded black material.



DID YOU KNOW ...

BreakAway™ couplings can prevent costly equipment damage? Rapid disconnection from personal cooling systems, medical therapy devices and other equipment prevents breakage and messy spills.

Visit us at www.colder.com
or call 651-645-0091
to get a free catalog CD or to
find your local distributor.



Call toll free 1-800-444-2474 or visit us at www.colder.com

Copyright © 2011 by Colder Products Company. All rights reserved. Colder Products Company, Colder Products and CPC are registered trademarks with the US Patent & Trademark Office.



EMAIL THIS PAGE



Actual size

The 9/32" flow EFC12 Series

couplings feature a high efficiency valve design that provides a greater flow capability than any other coupling its size. Chemically resistant polypropylene material makes it ideal for harsh environments. The EFC12 Series adds a bulkhead panel mount option for tight seals against tank walls and drums.

Features

High efficiency valve
Plastic thumb latch
Polypropylene material
Compatible

Benefits

More flow in a compact size
Fewer moving parts
Chemically resistant and gamma sterilizable
Mates with most APC couplings

EFC12 SERIES

Specifications

Pressure: Vacuum to 105 psi, 7.2 bar

Temperature:
32°F to 160°F (0°C to 71°C)

Materials:

Main components and valves: Polypropylene

Thumb latch: Polypropylene

Valve spring: 316 stainless steel

Panel mount gasket: EPDM

External springs: 302 stainless steel

O-rings: EPDM

Color:

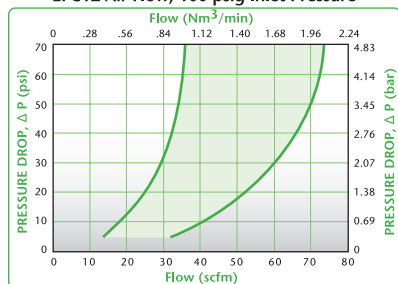
Gray with dark gray latch

Tubing Sizes:

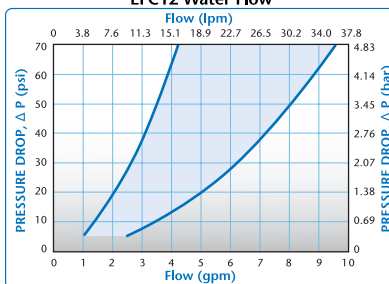
1/4" and 3/8" ID, 6.4mm and 9.5mm ID

These graphs are intended to give you a general idea of the performance capabilities of each product line. The shaded area of each graph represents the operating range of the product family, i.e., upper and lower values are shown. Therefore, depending on the exact coupling configurations selected, you can reasonably expect values to fall within the shaded area.

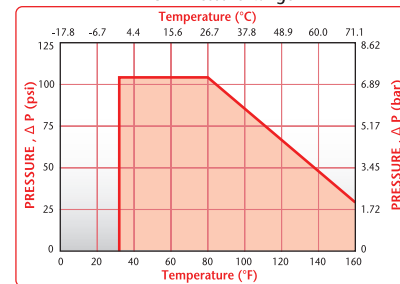
EFC12 Air Flow, 100 psig Inlet Pressure



EFC12 Water Flow



EFC12 Pressure Range



Liquid Flow Rates

Liquid Flow Rate Information for Couplings

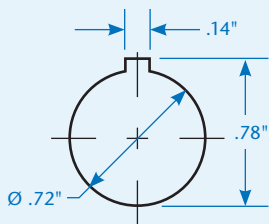
The chart below shows the flow rate for Colder couplings. Each coupling was tested with water at 70°F (21°C). To determine flow rates for specific coupling configurations use the formula below.

C_v Values for EFC12 Couplings

BODIES	EFC 22412	EFC 22612	EFC 22612	EFC 23412	EFC 23412	EFC 23612	EFC 23612	EFC 24412	EFC 24612
EFC10412	0.51	0.51	0.51	0.50	0.45	0.50	0.50	0.51	0.51
EFC10612	0.61	0.51	1.13	0.72	0.50	0.45	0.81	0.69	0.72
EFC16412	0.51	0.51	0.51	0.51	0.50	0.45	0.50	0.50	0.51
EFC16612	0.61	0.51	1.13	0.72	0.50	0.45	0.81	0.69	0.72
EFC17412	0.51	0.51	0.51	0.51	0.50	0.45	0.50	0.50	0.51
EFC17612	0.61	0.51	1.13	0.72	0.50	0.45	0.81	0.69	0.72

$$Q = C_v \sqrt{\frac{\Delta P}{S}}$$

Q = Flow rate in gallons per minute
C_v = Average coefficient across various flow rates (see chart)
ΔP = Pressure drop across coupling (psi)
S = Specific gravity of liquid



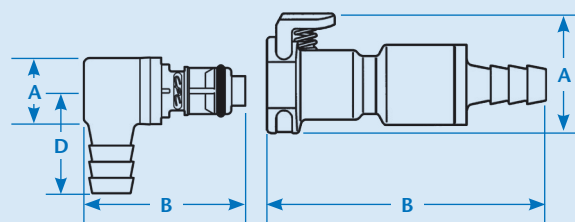
EFC Series
Gasket Thickness: .06"
Mounting Hole: .720" diameter
Coupling Spacing: 1.25" min.
Greenlee® 720 Keyway Punch and
730BB-3/4 Hole Punch.

COUPLING BODIES	PANEL OPENING	MAX. PANEL THICKNESS	MIN. PANEL THICKNESS
	see drawing	.25	.03



PANEL NUT HEX	PANEL NUT THREAD
13/16	11/16-24UNF

Product Dimensions



A = Height/Diameter
B = Total Length (including valve)
D = Elbow Radial Length

Coupling Bodies

POLYPROPYLENE

TERMINATION
IN-LINE
PIPE THREAD

THREAD SIZE
1/4" NPT
3/8" NPT

SHUTOFF
EFC10412
EFC10612

A
.93
.93

B
2.29
2.29



TERMINATION
BULKHEAD
PANEL MOUNT
HOSE BARB

TUBING SIZE
1/4" ID
3/8" ID

METRIC EQ.
6.4mm ID
9.5mm ID

SHUTOFF
EFC16412
EFC16612

A
.93
.93

B
2.23
2.23



TERMINATION
IN-LINE
HOSE BARB

TUBING SIZE
1/4" ID
3/8" ID

METRIC EQ.
6.4mm ID
9.5mm ID

SHUTOFF
EFC17412
EFC17612

A
.93
.93

B
2.23
2.23



Coupling Inserts

POLYPROPYLENE

TERMINATION
IN-LINE
PIPE THREAD

THREAD SIZE
1/4" NPT
3/8" NPT

SHUTOFF
EFC24412
EFC24612

A
.72
.72

B
1.77
1.77



TERMINATION
IN-LINE
HOSE BARB

TUBING SIZE
1/4" ID
3/8" ID

METRIC EQ.
6.4mm ID
9.5mm ID

STRAIGHT THRU
EFC22412
EFC22612

SHUTOFF
EFC22412
EFC22612

A
.60/.72
.60/.72

B
1.33/2.08
1.33/1.90



TERMINATION
ELBOW
HOSE BARB

TUBING SIZE
1/4" ID
3/8" ID

METRIC EQ.
6.4mm ID
9.5mm ID

STRAIGHT THRU
EFC23412
EFC23612

SHUTOFF
EFC23412
EFC23612

A
.63
.63

B
1.32/1.45
1.32/1.45

D
.96
.96



Accessories

**PANEL MOUNT
GASKET
REPLACEMENT**

For sealing panel mount bodies listed above

MATERIAL
EPDM

PART NO.
668400



All measurements are in inches (millimeters) unless otherwise noted. Tubing must meet stated inside and outside diameters. Couplings are pictured with valves unless otherwise noted. Straight thru dimension is listed first when two measurements are provided.



Call toll free 1-800-444-2474 or visit us at www.colder.com

Copyright © 2011 by Colder Products Company. All rights reserved. Colder Products Company, Colder Products and CPC are registered trademarks with the US Patent & Trademark Office.

Specifications

Pressure: Vacuum to 120 psi, 8.3 bar

Temperature:
32 F° to 160°F (0°C to 71°C)

Materials:

Main components and valves:
Glass-filled polypropylene with TPV* overmold,
ABS with TPE* soft-touch overmold

Thumb latch: Glass-filled polypropylene, ABS

Valve spring: 316 stainless steel

External spring: 316 stainless steel

O-rings: EPDM

Color:

Polypropylene: Gray with dark gray overmold standard; gray with red or blue overmold available†

ABS: White with teal overmold

Tubing Sizes:

1/8" to 3/8" ID, 3.2mm to 9.5mm ID

Lubricants: Krytox® PFPE (inert)

Spillage: <0.10 cc per disconnect at all rated pressures

Inclusion: 0.26 cc per connect

*The overmold material TPV (thermoplastic vulcanizate) is used with the NS4 polypropylene couplings. TPV is an alloy of polypropylene thermoplastic and fully vulcanized EPDM rubber. TPV is typically resistant to water, acids and bases. The overmold material TPE (thermoplastic elastomer) is used with the NS4 ABS couplings. TPE is a blend of additives and copolymers in a special formulation that forms extremely durable bonds to the ABS substrate, while offering the traditional properties of soft-touch overmold.

†NOTE: Standard product is gray; color options require a set-up charge and minimum quantities. Please contact Colder for details.

NS4 Series couplings feature non-spill valves in a compact size, at a great price. Use the NS4 when even a few drops pose problems regarding safety, media cost or environmental regulations. These innovative couplings are lightweight, chemically resistant and easy to use. The non-spill design effectively eliminates spills, minimizes downtime and enhances operator safety.

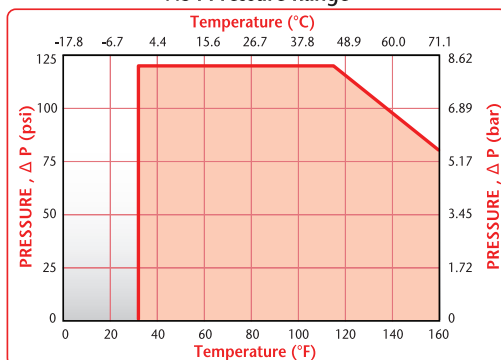
Features

Non-spill design
Color coding
Glass-filled polypropylene
Medical-grade ABS

Benefits

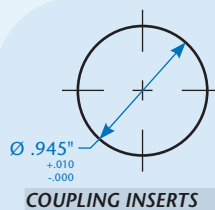
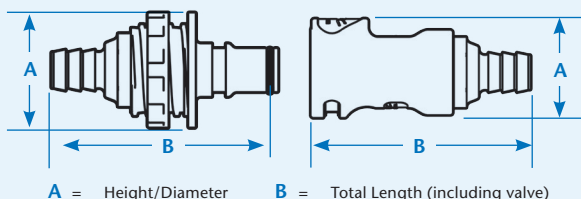
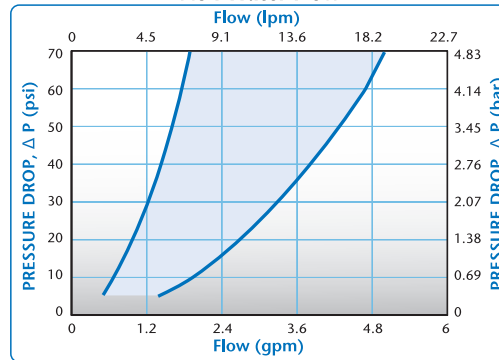
Disconnect under pressure with no spills
Instant visual differentiation of media lines
Durable and compatible with many chemicals
Gamma sterilizable

NS4 Pressure Range



These graphs are intended to give you a general idea of the performance capabilities of each product line. The shaded area of each graph represents the operating range of the product family, i.e., upper and lower values are shown. Therefore, depending on the exact coupling configurations selected, you can reasonably expect values to fall within the shaded area.

NS4 Water Flow



Product Dimensions




PANEL OPENING
see drawing

MAX. PANEL THICKNESS
.25

MIN. PANEL THICKNESS
.03






Coupling Bodies

POLYPROPYLENE / ABS

TERMINATION <i>IN-LINE PIPE THREAD</i>	THREAD SIZE 1/4" NPT 1/4" BSPT		POLYPROPYLENE SHUTOFF NS4D10004 NS4D10004BSPT	ABS SHUTOFF NS4D1000406 NS4D10004BSPT06	A 1.05 1.05	B 2.31 2.29	
TERMINATION <i>IN-LINE FERRULESS POLYTUBE FITTING, PTF†</i>	TUBING SIZE 1/4" OD, .17" ID 3/8" OD, 1/4" ID	METRIC EQ. 6.4mm OD, 4.3mm ID 9.5mm OD, 6.4mm ID	POLYPROPYLENE SHUTOFF NS4D13004 NS4D13006	ABS SHUTOFF NS4D1300606	A 1.05 1.05	B 2.32 2.45	
TERMINATION <i>IN-LINE HOSE BARB</i>	TUBING SIZE 1/8" ID* 1/4" ID 3/8" ID	METRIC EQ. 3.2mm ID* 6.4mm ID 9.5mm ID	POLYPROPYLENE SHUTOFF NS4D17002 NS4D17004 NS4D17006	ABS SHUTOFF NS4D1700206 NS4D1700406 NS4D1700606	A 1.05 1.05 1.05	B 2.09 2.34 2.34	

Coupling Inserts

POLYPROPYLENE / ABS

TERMINATION <i>IN-LINE PIPE THREAD</i>	THREAD SIZE 1/4" NPT 1/4" BSPT		POLYPROPYLENE SHUTOFF NS4D24004 NS4D24004BSPT	ABS SHUTOFF NS4D2400406 NS4D24004BSPT06	A .96 .96	B 1.95 1.95	
TERMINATION <i>IN-LINE FERRULESS POLYTUBE FITTING, PTF†</i>	TUBING SIZE 1/4" OD, .17" ID 3/8" OD, 1/4" ID	METRIC EQ. 6.4mm OD, 4.3mm ID 9.5mm OD, 6.4mm ID	POLYPROPYLENE SHUTOFF NS4D20004 NS4D20006	ABS SHUTOFF NS4D2000606	A .96 .96	B 1.95 2.09	
TERMINATION <i>IN-LINE HOSE BARB</i>	TUBING SIZE 1/8" ID* 1/4" ID 3/8" ID	METRIC EQ. 3.2mm ID* 6.4mm ID 9.5mm ID	POLYPROPYLENE SHUTOFF NS4D22002 NS4D22004 NS4D22006	ABS SHUTOFF NS4D2200206 NS4D2200406 NS4D2200606	A .96 .96 .96	B 1.73 1.98 1.98	
TERMINATION <i>PANEL MOUNT FERRULESS POLYTUBE FITTING, PTF†</i>	TUBING SIZE 1/4" OD, .17" ID 3/8" OD, 1/4" ID	METRIC EQ. 6.4mm OD, 4.3mm ID 9.5mm OD, 6.4mm ID	POLYPROPYLENE SHUTOFF NS4D40004 NS4D40006	ABS SHUTOFF NS4D4000606	A 1.17 1.17	B 2.30 2.43	
TERMINATION <i>PANEL MOUNT HOSE BARB</i>	TUBING SIZE 1/8" ID* 1/4" ID 3/8" ID	METRIC EQ. 3.2mm ID* 6.4mm ID 9.5mm ID	POLYPROPYLENE SHUTOFF NS4D42002 NS4D42004 NS4D42006	ABS SHUTOFF NS4D4200206 NS4D4200406 NS4D4200606	A 1.17 1.17 1.17	B 2.07 2.32 2.32	

Accessories

**PANEL MOUNT
GASKET**

For sealing panel mount inserts listed above

MATERIAL
EPDM
FKM

PART NO.
1879800
1889500



SMART COUPLINGS WITH RFID

Coupling Reader POLYPROPYLENE Coupling Inserts

TERMINATION <i>IN-LINE HOSE BARB</i>	TUBING SIZE 1/8"ID 1/4"ID 3/8"ID	METRIC EQ. 3.2mm 6.4mm 9.5mm	SHUTOFF iNS4DR1700200 iNS4DR1700400 iNS4DR1700600	TERMINATION <i>IN-LINE HOSE BARB</i>	TUBING SIZE 1/8"ID 1/4"ID 3/8"ID	METRIC EQ. 3.2mm 6.4mm 9.5mm	SHUTOFF iNS4DR2200200 iNS4DR2200400 iNS4DR2200600
--	--	--	---	--	--	--	---

NOTE: RFID specifications are located on page 35.

For Product Dimensions Visit www.colder.com

All measurements are in inches (millimeters) unless otherwise noted. Tubing must meet stated inside and outside diameters. PTF fittings are designed for semi-rigid tubing, i.e., polyethylene, nylon, polyurethane, etc. †NOTE: Colder's Ferruleless PTF (polytube fitting) terminations do not require ferrules to achieve a secure connection and are therefore easier to use and reuse. *NOTE: Patented 1/8" ID (3.2mm) hose barb connection has a support shroud allowing a maximum tube OD of 1/4" (6.4mm).



Call toll free 1-800-444-2474 or visit us at www.colder.com

Copyright © 2011 by Colder Products Company. All rights reserved. Colder Products Company, Colder Products and CPC are registered trademarks with the US Patent & Trademark Office.



NS6 Series couplings feature non-spill valves at a great price. Use the NS6 when even a few drops of spillage pose problems regarding safety, media cost or environmental regulations. These innovative couplings are lightweight, chemically resistant and easy to use. The non-spill design virtually eliminates spills, minimizes downtime and enhances operator safety. Soft touch overmold makes them comfortable in the hand and very attractive.

Features

- Non-spill design
- Color coding
- Glass-filled polypropylene
- Colder thumb latch

Benefits

- Disconnect under pressure with no spills
- Instant visual differentiation of media lines
- Durable and compatible with many chemicals
- One-hand connection and disconnection

NS6 SERIES

Specifications

Pressure:

Vacuum to 120 psi, 8.3 bar (see graph)

Temperature:

32°F to 160°F (0°C to 71°C) (see graph)

Materials:

Main components:

Glass-filled polypropylene with TPV* soft touch overmold

Thumb latch: Glass-filled polypropylene

Valve spring (wetted): 316 stainless steel

External spring: 316 stainless steel

O-rings: EPDM

Color:

Gray with dark gray overmold standard; gray with red or blue overmold available†

Tubing Sizes:

3/8" and 1/2" ID, 9.5mm and 12.7mm ID

Lubricants: Krytox® PFPE (inert)

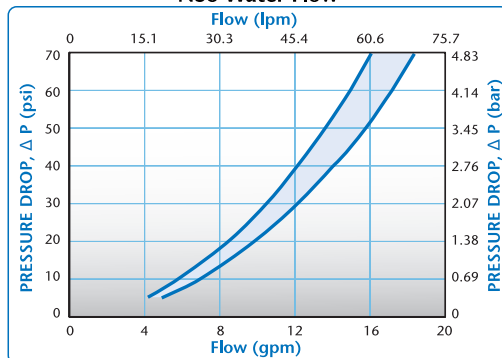
Spillage: ~0.03 cc per disconnect @ 0 psi, ~0.30 cc/disconnect @ 120 psi

Inclusion: 0.42 cc per connect

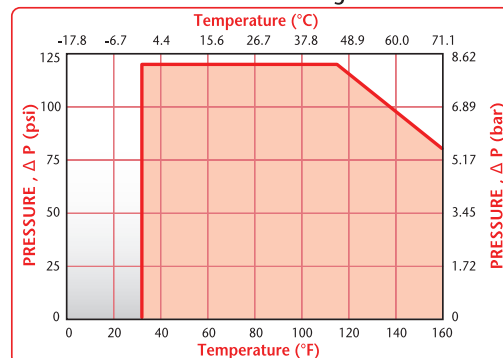
*The overmold material is a TPV. (thermoplastic vulcanizate) This TPV is an alloy of polypropylene thermoplastic and fully vulcanized EPDM rubber. The material is typically resistant to water, acids and bases.

†NOTE: Standard product is gray; color options require a set-up charge and minimum quantities. Please contact Colder for details.

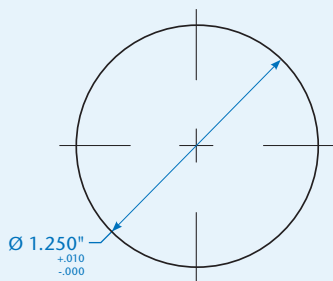
NS6 Water Flow



NS6 Pressure Range

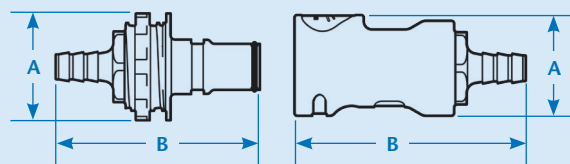


These graphs are intended to give you a general idea of the performance capabilities of each product line. The shaded area of each graph represents the operating range of the product family, i.e., upper and lower values are shown. Therefore, depending on the exact coupling configurations selected, you can reasonably expect values to fall within the shaded area.



COUPLING INSERTS	PANEL OPENING see drawing	MAX. PANEL THICKNESS .25	MIN. PANEL THICKNESS .03
------------------	------------------------------	-----------------------------	-----------------------------

Product Dimensions



A = Height/Diameter B = Total Length

Coupling Bodies

POLYPROPYLENE

TERMINATION IN-LINE PIPE THREAD	THREAD SIZE 1/2" NPT 1/2" BSPT		SHUTOFF NS6D10008 NS6D10008BSPT	A 1.31 1.31	B 3.01 3.01
TERMINATION IN-LINE COMPRESSION	TUBING SIZE 1/2" OD	METRIC EQ. 12.7mm OD	SHUTOFF NS6D13008	A 1.31	B 3.53
TERMINATION IN-LINE HOSE BARB	TUBING SIZE 3/8" ID 1/2" ID	METRIC EQ. 9.5mm ID 12.7mm ID	SHUTOFF NS6D17006 NS6D17008	A 1.31 1.31	B 3.16 3.16



Coupling Inserts

POLYPROPYLENE

TERMINATION IN-LINE PIPE THREAD	THREAD SIZE 1/2" NPT 1/2" BSPT		SHUTOFF NS6D24008 NS6D24008BSPT	A 1.31 1.31	B 2.44 2.44
TERMINATION IN-LINE COMPRESSION	TUBING SIZE 1/2" OD	METRIC EQ. 12.7mm OD	SHUTOFF NS6D20008	A 1.31	B 3.01
TERMINATION IN-LINE HOSE BARB	TUBING SIZE 3/8" ID 1/2" ID	METRIC EQ. 9.5mm ID 12.7mm ID	SHUTOFF NS6D22006 NS6D22008	A 1.31 1.31	B 2.59 2.59
TERMINATION PANEL MOUNT COMPRESSION	TUBING SIZE 1/2" OD	METRIC EQ. 12.7mm OD	SHUTOFF NS6D40008	A 1.50	B 3.32
TERMINATION PANEL MOUNT HOSE BARB	TUBING SIZE 3/8" ID 1/2" ID	METRIC EQ. 9.5mm ID 12.7mm ID	SHUTOFF NS6D42006 NS6D42008	A 1.50 1.50	B 2.85 2.85



Accessories

PANEL MOUNT GASKET	For sealing panel mount inserts listed above	MATERIAL EPDM FKM	PART NO. 1884300 1889600
---------------------------	--	--------------------------------	---------------------------------------



All measurements are in inches (millimeters) unless otherwise noted. Tubing must meet stated inside and outside diameters. Couplings are pictured with valves unless otherwise noted.



Call toll free 1-800-444-2474 or visit us at www.colder.com

Copyright © 2011 by Colder Products Company. All rights reserved. Colder Products Company, Colder Products and CPC are registered trademarks with the US Patent & Trademark Office.



EMAIL THIS PAGE



NSH SERIES

NSH Series couplings are general purpose versions of our pressure-balanced, non-spill, ChemQuik® CQG06 couplings. Molded polypropylene, EPDM seals and a 100% springless and metal-free flow path provide broad chemical resistance and exceptionally high flow capacity, allowing instant disconnects (and reconnects), even under pressure. Their non-spill design virtually eliminates spills, minimizes downtime and enhances operator safety in a very low cost package.

Features

Non-spill design

Pressure-balanced design

Springless flow path design

Optional color coding

Benefits

Ultimate protection from chemicals and fumes

Failsafe disconnect, even under pressure; easy to reconnect at high pressure

Eliminates source of metallic contaminants

Helps prevent accidental misconnects

Specifications

Pressure: Vacuum to 120 psi, 8.3 bar

Temperature:

32°F to 120°F (0°C to 49°C)

Materials:

Main components: Glass-filled polypropylene

Thumb latch:

Glass-filled polypropylene

O-rings: EPDM

Springs (non-wetted): 316 stainless steel

Compression nuts: White polypropylene

Color:

Gray with dark gray accent standard; red or blue thumb latch and insert tip available.

Tubing Sizes:

3/8" to 3/4" ID, 9.5mm to 19.0mm ID

Lubricants: Krytox® PFPE (inert)

Spillage: <0.10 cc/disconnect (reconnect)

Inclusion: 0.03 cc/connect

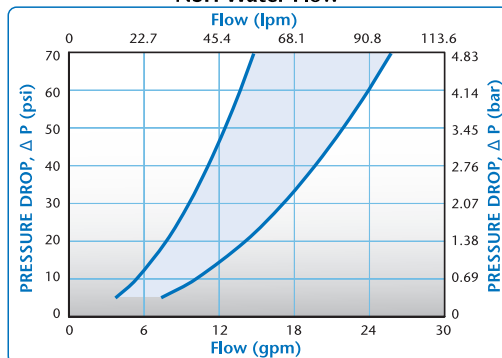
Panel Mount:

Optional adaptor kit (see page 57)

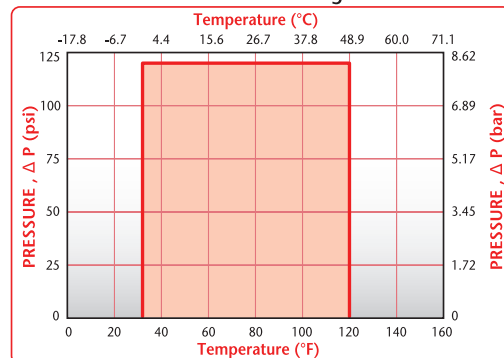
Compatible with ChemQuik® Dual Containment System; DrumQuik® Universal Dispense System and Asian Drum Adaptors.

WARNING: Pressure, temperature, chemicals, and operating environment can affect the performance of couplings. It is the customer's responsibility to test the suitability of Colder products in their own application conditions. Use the graphs below as a guide.

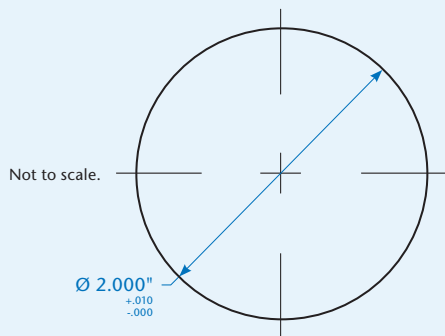
NSH Water Flow



NSH Pressure Range

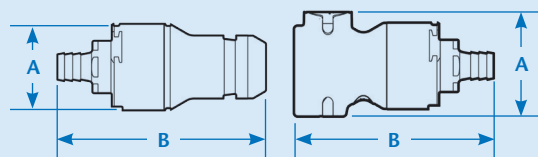


These graphs are intended to give you a general idea of the performance capabilities of each product line. The shaded area of each graph represents the operating range of the product family, i.e., upper and lower values are shown. Therefore, depending on the exact coupling configurations selected, you can reasonably expect values to fall within the shaded area.



	PANEL OPENING	MAX. PANEL THICKNESS	MIN. PANEL THICKNESS
COUPLING BODIES OR INSERTS	see drawing	.50	.12

Product Dimensions



A = Height/Diameter
B = Total Length

Coupling Bodies

POLYPROPYLENE

TERMINATION	THREAD SIZE		SHUTOFF	A	B	
IN-LINE PIPE THREAD	3/8" FEMALE NPT		NSHD19006	2.0	3.70	
	3/8" BSPT		NSHD10006BSPT	2.0	3.67	
	1/2" NPT		NSHD10008	2.0	3.81	
	3/4" NPT		NSHD10012	2.0	4.01	
TERMINATION	TUBING SIZE	METRIC EQ.	SHUTOFF	A	B	
IN-LINE COMPRESSION	3/8" OD	9.5mm OD	NSHD13006	2.0	3.97	
	1/2" OD	12.7mm OD	NSHD13008	2.0	4.10	
TERMINATION	TUBING SIZE	METRIC EQ.	SHUTOFF	A	B	
IN-LINE HOSE BARB	3/8" ID	9.5mm ID	NSHD17006	2.0	3.73	
	1/2" ID	12.7mm ID	NSHD17008	2.0	3.73	
	5/8" ID	15.9mm ID	NSHD17010	2.0	3.88	
	3/4" ID	19.0mm ID	NSHD17012	2.0	3.88	

Coupling Inserts

POLYPROPYLENE

TERMINATION	THREAD SIZE		SHUTOFF	A	B	
IN-LINE PIPE THREAD	3/8" FEMALE NPT		NSHD26006	1.64	3.87	
	3/8" BSPT		NSHD24006BSPT	1.64	3.84	
	1/2" NPT		NSHD24008	1.64	3.98	
	3/4" NPT		NSHD24012	1.64	3.98	
TERMINATION	TUBING SIZE	METRIC EQ.	SHUTOFF	A	B	
IN-LINE COMPRESSION	3/8" OD	9.5mm OD	NSHD20006	1.64	4.14	
	1/2" OD	12.7mm OD	NSHD20008	1.64	4.27	
TERMINATION	TUBING SIZE	METRIC EQ.	SHUTOFF	A	B	
IN-LINE HOSE BARB	3/8" ID	9.5mm ID	NSHD22006	1.64	3.90	
	1/2" ID	12.7mm ID	NSHD22008	1.64	3.90	
	5/8" ID	15.9mm ID	NSHD22010	1.64	4.05	
	3/4" ID	19.0mm ID	NSHD22012	1.64	4.05	

Accessories

DESCRIPTION
Panel mount kit with panel seal
Dust plug/cap for body or insert*

PART NO.
NSHPMKIT12
1800700 (not shown)



All measurements are in inches (millimeters) unless otherwise noted. Tubing must meet stated inside and outside diameters. *Panel mount kit can be used with body for front mount or insert for front or rear mount.



Call toll free 1-800-444-2474 or visit us at www.colder.com

Copyright © 2011 by Colder Products Company. All rights reserved. Colder Products Company, Colder Products and CPC are registered trademarks with the US Patent & Trademark Office.

HFC12 SERIES



Specifications

Pressure: Vacuum to 60 psi, 4.2 bar

Temperature:
32°F to 160°F (0°C to 71°C)

Materials:

Main components and valves: Polypropylene

Thumb latch: Polypropylene

Valve spring (wetted):
316 stainless steel

External springs: 316 stainless steel

O-rings: EPDM

Panel mount gasket: EPDM

Compression nut, gripper, ferrule: Polypropylene

Color:

Gray with dark gray latch

Tubing Sizes:

3/8" to 3/4" ID, 9.5mm to 19.0mm ID

For compression termination specifications:
3/8" OD or 1/2" OD, +0.010/-0.000

WARNING: Pressure, temperature, chemicals, and operating environment can affect the performance of couplings. It is the customer's responsibility to test the suitability of Colder products in their own application conditions. Use the graphs on the following page as a guide.

*Note:
Optional o-ring and
spring materials are
available, please
contact Colder
for details.*

Patented HFC12 Series couplings have flow comparable to many 1/2" flow couplings in a 3/8" body size. Compact and lightweight, HFC couplings replace bulky and heavy brass ball-and-sleeve couplings in a wide range of applications. An ergonomic design and a large, shrouded thumb latch pad produce a coupling that is easy to grip and simple to operate. An efficient valve design leads to high flow and low spillage.

Features

High efficiency valve
Ergonomic design
Polypropylene material
Compatible

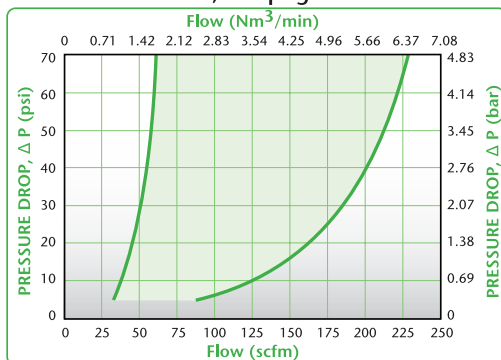
Benefits

More flow in a compact size
Easy to grip, simple to operate
Chemically resistant and gamma sterilizable
Mates with HFC35 and HFC57 couplings

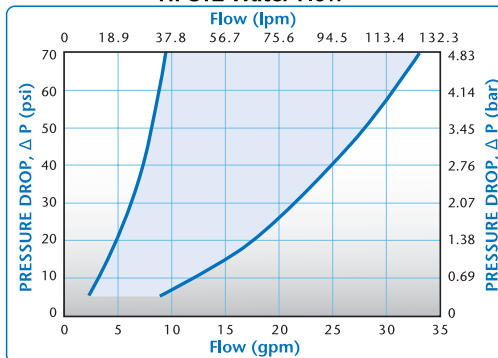
*Also available in
NSF listed versions,
please visit our web
site for part number
information*



HFC12 Air Flow, 100 psig Inlet Pressure

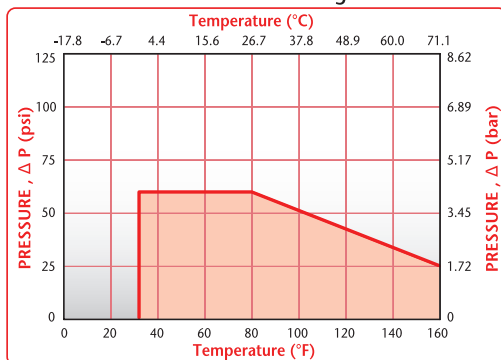


HFC12 Water Flow



These graphs are intended to give you a general idea of the performance capabilities of each product line. The shaded area of each graph represents the operating range of the product family, i.e., upper and lower values are shown. Therefore, depending on the exact coupling configurations selected, you can reasonably expect values to fall within the shaded area.

HFC12 Pressure Range



Don't forget: you can always visit www.colder.com for more product information.



DID YOU KNOW ...

Colder offers over 7,500 couplings for a wide variety of applications such as low-pressure air and fluid line connections, high-purity chemical management and bioprocessing connectors. Contact us at 1-800-444-2474 or 651-645-0091 to learn how Colder can make your connections *cleaner, faster, safer and smarter!*

Liquid Flow Rates

Liquid Flow Rate Information for Couplings

The chart below shows the flow rate for Colder couplings. Each coupling was tested with water at 70°F (21°C). To determine flow rates for specific coupling configurations use the formula to the right.

$$Q = C_v \sqrt{\frac{\Delta P}{S}}$$

Q=Flow rate in gallons per minute
 C_v =Average coefficient across various flow rates (see chart)
 ΔP =Pressure drop across coupling (psi)
 S =Specific gravity of liquid

C_v Values for High Flow Couplings (HFC12)

BODIES	HFC 22612	HFCD 22612	HFC 22812	HFCD 22812	HFC 23612	HFCD 23612	HFC 23812	HFCD 23812	HFC 24612	HFCD 24612	HFC 24812	HFCD 24812	HFC 221212	HFCD 221212
HFCD10612	1.27	1.27	1.62	1.51	1.14	1.14	1.46	1.36	1.80	1.58	1.70	1.65	-	-
HFCD10812	1.28	1.34	1.62	1.51	1.15	1.24	1.46	1.36	1.81	1.54	1.72	1.56	-	-
HFCD16612	1.07	1.00	1.17	1.14	0.96	0.90	1.05	1.03	1.33	1.26	1.30	1.24	-	-
HFCD16812	1.25	1.23	1.61	1.52	1.13	1.11	1.45	1.37	1.79	1.60	1.68	1.56	-	-
HFCD17612	1.07	1.00	1.17	1.14	0.96	0.90	1.05	1.03	1.33	1.26	1.30	1.24	-	-
HFCD17812	1.25	1.23	1.61	1.52	1.13	1.11	1.45	1.37	1.79	1.60	1.68	1.56	-	-
HFC171212	-	-	-	-	-	-	-	-	-	-	-	-	3.94	-
HFCD171212	-	-	-	-	-	-	-	-	-	-	-	-	-	2.04

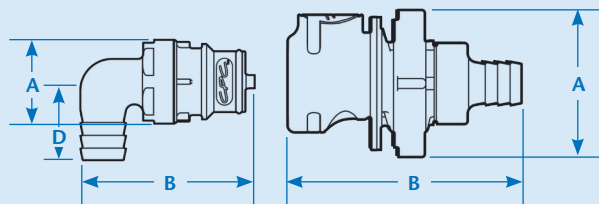


Call toll free 1-800-444-2474 or visit us at www.colder.com

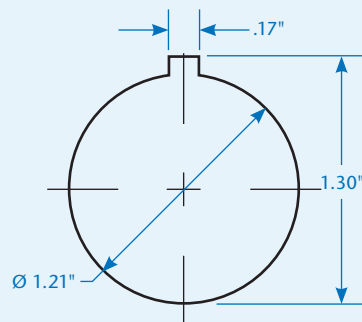
Copyright © 2011 by Colder Products Company. All rights reserved. Colder Products Company, Colder Products and CPC are registered trademarks with the US Patent & Trademark Office.



Product Dimensions



A = Height/Diameter
B = Total Length (including valve)
D = Elbow Radial Length



Gasket Thickness: .06"
Mounting Hole: 1.21" diameter
Coupling Spacing: 1.92" minimum

	PANEL OPENING	MAX. PANEL THICKNESS	MIN. PANEL THICKNESS
COUPLING BODIES	see drawing	.25	.03

Coupling Bodies

POLYPROPYLENE



TERMINATION IN-LINE PIPE THREAD

THREAD SIZE
3/8" NPT
3/8" BSPT
1/2" NPT
3/4" NPT

STRAIGHT THRU

HFC10612
HFC10612BSPT
HFC10812
HFC101212

SHUTOFF

HFCD10612
HFCD10612BSPT
HFCD10812
HFCD101212

A

B

1.44 2.69
1.44 2.72
1.44 2.88
1.44 3.07



TERMINATION BULKHEAD PANEL MOUNT HOSE BARB

TUBING SIZE
3/8" ID
1/2" ID
5/8" ID
3/4" ID

METRIC EQ.
9.5mm ID
12.7mm ID
15.9mm ID
19.0mm ID

STRAIGHT THRU

HFC16612
HFC16812
HFC161012
HFC161212

SHUTOFF

HFCD16612
HFCD16812
HFCD161012
HFCD161212

A

B

1.82 2.82
1.82 2.82
1.82 2.94
1.82 2.94



TERMINATION BULKHEAD PANEL MOUNT COMPRESSION

TUBING SIZE
3/8" OD
1/2" OD

METRIC EQ.
9.5mm OD
12.7mm OD

STRAIGHT THRU

HFC12612
HFC12812

SHUTOFF

HFCD12612
HFCD12812

A

B

1.82 2.96
1.82 3.11



TERMINATION IN-LINE HOSE BARB

TUBING SIZE
3/8" ID
1/2" ID
5/8" ID
3/4" ID

METRIC EQ.
9.5mm ID
12.7mm ID
15.9mm ID
19.0mm ID

STRAIGHT THRU

HFC17612
HFC17812
HFC171012
HFC171212

SHUTOFF

HFCD17612
HFCD17812
HFCD171012
HFCD171212

A

B

1.44 2.79
1.44 2.79
1.44 2.94
1.44 2.94



TERMINATION IN-LINE COMPRESSION

TUBING SIZE
3/8" OD
1/2" OD

METRIC EQ.
9.5mm OD
12.7mm OD

STRAIGHT THRU

HFC13612
HFC13812

SHUTOFF

HFCD13612
HFCD13812

A

B

1.44 2.96
1.44 3.11

Accessories



PANEL MOUNT GASKET REPLACEMENT

For sealing panel mount bodies
listed above

MATERIAL
EPDM

PART NO.
621200

All measurements are in inches (millimeters) unless otherwise noted. Tubing must meet stated inside and outside diameters.

Coupling Inserts

POLYPROPYLENE

TERMINATION <i>IN-LINE</i> <i>PIPE THREAD</i>	THREAD SIZE 3/8" NPT 3/8" BSPT 1/2" NPT 3/4" NPT		STRAIGHT THRU HFC24612 HFC24612BSPT HFC24812 HFC241212	SHUTOFF HFCD24612 HFCD24612BSPT HFCD24812 HFCD241212	A 1.16 1.16 1.16 1.23	B 1.77/1.89 1.80/1.92 1.95/2.07 2.14/2.26	
TERMINATION <i>IN-LINE</i> <i>HOSE BARB</i>	TUBING SIZE 3/8" ID 1/2" ID 5/8" ID 3/4" ID	METRIC EQ. 9.5mm ID 12.7mm ID 15.9mm ID 19.0mm ID	STRAIGHT THRU HFC22612 HFC22812 HFC221012 HFC221212	SHUTOFF HFCD22612 HFCD22812 HFCD221012 HFCD221212	A 1.00 1.00 1.00 1.00	B 1.97/2.09 1.97/2.09 2.01/2.13 2.14/2.26	
TERMINATION <i>IN-LINE</i> <i>COMPRESSION</i>	TUBING SIZE 3/8" OD 1/2" OD	METRIC EQ. 9.5mm OD 12.7mm OD	STRAIGHT THRU HFC20612 HFC20812	SHUTOFF HFCD20612 HFCD20812	A 1.00 1.00	B 2.14/2.26 2.29/2.41	
TERMINATION <i>ELBOW</i> <i>HOSE BARB</i>	TUBING SIZE 3/8" ID 1/2" ID 3/4" ID	METRIC EQ. 9.5mm ID 12.7mm ID 19.0mm ID	STRAIGHT THRU HFC23612 HFC23812 HFC231212	SHUTOFF HFCD23612 HFCD23812 HFCD231212	A 1.00 1.00 1.00	B 1.93/2.05 1.97/2.09 1.95/2.07	D .93 .93 .93



When selecting a valved coupling for your application, make sure to order a part number with a D just before the numeric portion of the part number. For example, HFC101212 does not have a shut-off valve; HFCD101212 would be the correct part number to order for a valved coupling.

To visually identify a part to determine whether or not it is valved, disconnect the coupling body and insert, and then look through the part. If you can see light all the way through, your part is non-valved. If there is anything obstructing the light, you probably have a valved part. Please contact Customer Service at 1-800-444-2474 or 651-645-0091 if you need further assistance.

All measurements are in inches (millimeters) unless otherwise noted. Tubing must meet stated inside and outside diameters. Couplings are pictured with valves unless otherwise noted.



Call toll free 1-800-444-2474 or visit us at www.colder.com

Copyright © 2011 by Colder Products Company. All rights reserved. Colder Products Company, Colder Products and CPC are registered trademarks with the US Patent & Trademark Office.



HFC35 Series polysulfone couplings are able to withstand demanding applications and feature physical strength, chemical resistance and autoclavability.

HFC57 Series polysulfone couplings are UV resistant and able to withstand continued exposure to harmful UV rays without affecting performance.

Both can operate in harsh environments in temperatures from -40°F to 280°F (-40°C to 138°C) and pressures from vacuum to 125 psi (8.6 bar). An ergonomic design and a large, shrouded thumb latch pad produce a coupling that is easy to grip and simple to operate. An efficient valve design leads to high flow and exceptionally low spillage. Both series also add bulkhead panel mount, garden hose thread and Hastelloy® C spring options.

Features

Polysulfone (HFC35)
UV Polysulfone (HFC57)
High efficiency valve
Ergonomic design
Compatible

Benefits

Physically strong and autoclavable
Physically strong and UV resistant
More flow and less spillage in a compact size
Easy to grip, simple to operate
Mates with HFC12 couplings

Specifications

Pressure:

Vacuum to 125 psi, 8.6 bar

Temperature:

-40°F to 280°F (-40°C to 138°C)

Materials:

Main components and valves:

HFC35 - Polysulfone

HFC57 - UV-resistant polysulfone

Thumb latch:

HFC35 - Polysulfone

HFC57 - UV-resistant polysulfone

Valve spring: 316 stainless steel

External springs: 316 stainless steel

O-rings: EPDM

Panel mount gasket: EPDM

Female GHT gasket: FDA EPDM

Colors:

HCF35 - Natural white, dark gray latch

HCF57 - Black, black latch

Tubing Sizes:

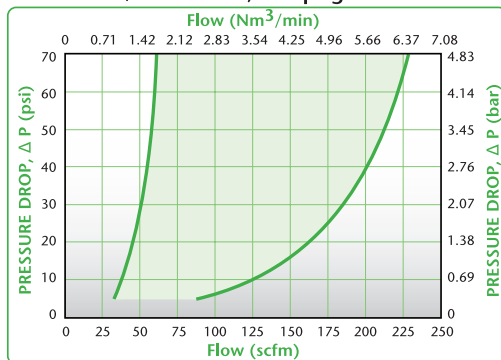
3/8" to 3/4" ID, 9.5mm to 19.0mm ID

WARNING: Pressure, temperature, chemicals, and operating environment can affect the performance of couplings. It is the customer's responsibility to test the suitability of Colder products in their own application conditions. Use the graphs on the following page as a guide.

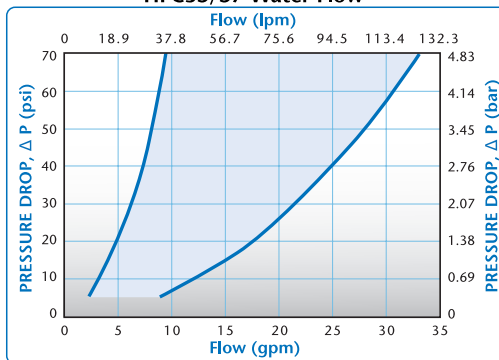
Also available in
NSF listed versions,
please visit our web
site for part number
information



HFC35/57 Air Flow, 100 psig Inlet Pressure

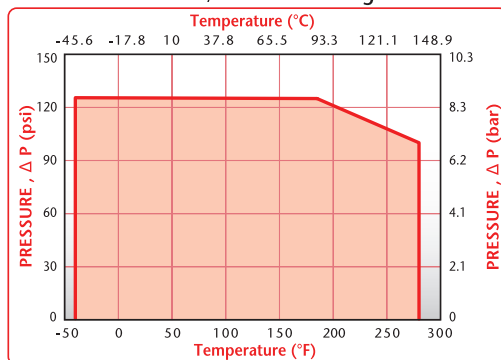


HFC35/57 Water Flow



These graphs are intended to give you a general idea of the performance capabilities of each product line. The shaded area of each graph represents the operating range of the product family, i.e., upper and lower values are shown. Therefore, depending on the exact coupling configurations selected, you can reasonably expect values to fall within the shaded area.

HFC35/57 Pressure Range



Don't forget: you can always visit www.colder.com for more product information.



DID YOU KNOW ...

When specifying products with pipe thread terminations, don't forget to consult Colder's white paper on NPT pipe threads.

Visit the TECHNICAL section of www.colder.com.



DID YOU KNOW ...

the HFC57 Series polysulfone couplings are UV-resistant and able to withstand continued exposure to harmful rays without affecting performance?

These couplings offer all the same features as our HFC12 and HFC35 Series with the added advantage of UV-resistance to protect the strength and durability of your fluid connections. Use the HFC57 couplings in outdoor applications such as watercraft, lawn irrigation systems and solar heating on roofs and decks where a connector is subjected to the harsh rays of the sun.



Call toll free 1-800-444-2474 or visit us at www.colder.com

Copyright © 2011 by Colder Products Company. All rights reserved. Colder Products Company, Colder Products and CPC are registered trademarks with the US Patent & Trademark Office.



HFC35 Coupling Bodies

POLYSULFONE



TERMINATION
IN-LINE
PIPE THREAD

THREAD SIZE
3/8" NPT
3/8" BSPT
1/2" NPT
1/2" BSPT
3/4" NPT
3/4" BSPT
3/4" GHT

STRAIGHT THRU
HFC10635
HFC10635BSPT
HFC10835
HFC10835BSPT
HFC101235
HFC101235BSPT
HFC101235GHT

SHUTOFF
HFCD10635
HFCD10635BSPT
HFCD10835
HFCD10835BSPT
HFCD101235
HFCD101235BSPT
HFCD101235GHT

A**B**

1.44
1.44
1.44
1.44
1.44
1.44
1.44

2.73
2.73
2.88
2.88
3.12
3.12
2.94



TERMINATION
IN-LINE
PIPE THREAD
(FEMALE)

THREAD SIZE
3/4" GHT
3/4" BSPP

STRAIGHT THRU
HFC191235GHT
HFC191235BSPP

SHUTOFF
HFCD191235GHT
HFCD191235BSPP

A**B**

1.44
1.44

2.70
2.70



TERMINATION
BULKHEAD
PANEL MOUNT
HOSE BARB

TUBING SIZE
3/8" ID
1/2" ID
5/8" ID
3/4" ID

METRIC EQ.
9.5mm ID
12.7mm ID
15.9mm ID
19.0mm ID

STRAIGHT THRU
HFC16635
HFC16835
HFC161035
HFC161235

SHUTOFF
HFCD16635
HFCD16835
HFCD161035
HFCD161235

A**B**

1.44
1.44
1.44
1.44

2.82
2.82
2.94
2.94



TERMINATION
IN-LINE
HOSE BARB

TUBING SIZE
3/8" ID
1/2" ID
5/8" ID
3/4" ID

METRIC EQ.
9.5mm ID
12.7mm ID
15.9mm ID
19.0mm ID

STRAIGHT THRU
HFC17635
HFC17835
HFC171035
HFC171235

SHUTOFF
HFCD17635
HFCD17835
HFCD171035
HFCD171235

A**B**

1.44
1.44
1.44
1.44

2.82
2.82
2.94
2.94

Accessories



PANEL MOUNT
GASKET
REPLACEMENT

For sealing panel mount bodies listed above

MATERIAL
EPDM

PART NO.
621200

GHT GASKET
REPLACEMENT

For sealing female threads

MATERIAL
FDA EPDM

PART NO.
2339400

HFC35 Coupling Inserts

POLYSULFONE



TERMINATION
IN-LINE
PIPE THREAD

THREAD SIZE
3/8" NPT
3/8" BSPT
1/2" NPT
1/2" BSPT
3/4" NPT
3/4" BSPT
3/4" GHT

STRAIGHT THRU
HFC24635
HFC24635BSPT
HFC24835
HFC24835BSPT
HFC241235
HFC241235BSPT
HFC241235GHT

SHUTOFF
HFCD24635
HFCD24635BSPT
HFCD24835
HFCD24835BSPT
HFCD241235
HFCD241235BSPT
HFCD241235GHT

A**B**

1.16
1.16
1.16
1.16
1.23
1.23
1.23

1.82/1.94
1.97/2.09
1.97/2.09
1.17/2.09
2.22/2.34
2.21/2.33
2.03/2.15



TERMINATION
IN-LINE
PIPE THREAD
(FEMALE)

THREAD SIZE
3/4" GHT
3/4" BSPP

STRAIGHT THRU
HFC261235GHT
HFC261235BSPP

SHUTOFF
HFCD261235GHT
HFCD261235BSPP

A**B**

1.37
1.37

1.79/1.91
1.79/1.91



TERMINATION
IN-LINE
HOSE BARB

TUBING SIZE
3/8" ID
1/2" ID
5/8" ID
3/4" ID

METRIC EQ.
9.5mm ID
12.7mm ID
15.9mm ID
19.0mm ID

STRAIGHT THRU
HFC22635
HFC22835
HFC221035
HFC221235

SHUTOFF
HFCD22635
HFCD22835
HFCD221035
HFCD221235

A**B**

1.00
1.00
1.00
1.00

1.91/2.03
1.91/2.03
2.03/2.15
2.03/2.15



TERMINATION
ELBOW
HOSE BARB

TUBING SIZE
3/8" ID
1/2" ID

METRIC EQ.
9.5mm ID
12.7mm ID

STRAIGHT THRU
HFC23635
HFC23835

SHUTOFF
HFCD23635
HFCD23835

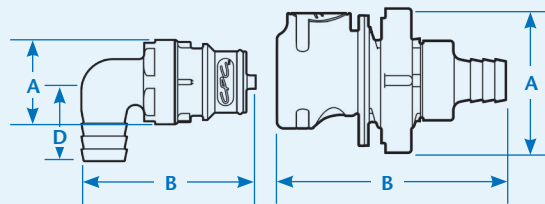
A**B****D**

1.00
1.00

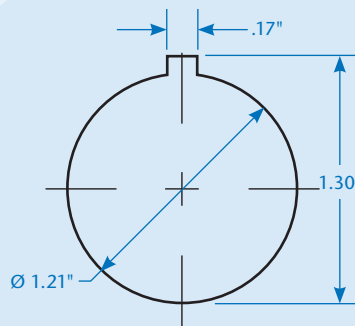
1.92/2.04
1.96/2.08

.93
.93

All measurements are in inches (millimeters) unless otherwise noted. Tubing must meet stated inside and outside diameters.



A = Height/Diameter
B = Total Length (including valve)
D = Elbow Radial Length



Gasket Thickness: .06"
Mounting Hole: 1.21" diameter
Coupling Spacing: 1.92" minimum

Product Dimensions

COUPLING BODIES	PANEL OPENING	MAX. PANEL THICKNESS	MIN. PANEL THICKNESS
	see drawing	.25	.03

HFC57 Coupling Bodies UV POLYSULFONE

TERMINATION IN-LINE PIPE THREAD	THREAD SIZE		STRAIGHT THRU	SHUTOFF	A	B	
	3/8" BSPT		HFC10657BSPT	HFCD10657BSPT	1.44	2.73	
	1/2" NPT		HFC10857	HFCD10857	1.44	2.88	
	1/2" BSPT		HFC10857BSPT	HFCD10857BSPT	1.44	2.88	
	3/4" BSPT		HFC101257BSPT	HFCD101257BSPT	1.44	3.12	
	3/4" GHT		HFC101257GHT	HFCD101257GHT	1.44	2.94	
TERMINATION IN-LINE PIPE THREAD (FEMALE)	3/4" GHT		HFC191257GHT	HFCD191257GHT	1.44	2.70	
	3/4" BSPP		HFC191257BSPP	HFCD191257BSPP	1.44	2.70	
TERMINATION BULKHEAD PANEL MOUNT HOSE BARB	TUBING SIZE	METRIC EQ.		SHUTOFF	A	B	
	3/8" ID	9.5mm ID		HFCD16657	1.82	2.82	
	1/2" ID	12.7mm ID		HFCD16857	1.82	2.82	
	5/8" ID	15.9mm ID		HFCD161057	1.82	2.94	
	3/4" ID	19.0mm ID		HFCD161257	1.82	2.94	
TERMINATION IN-LINE HOSE BARB	TUBING SIZE	METRIC EQ.	STRAIGHT THRU	SHUTOFF	A	B	
	3/8" ID	9.5mm ID	HFC17657	HFCD17657	1.44	2.82	
	1/2" ID	12.7mm ID	HFC17857	HFCD17857	1.44	2.82	
	5/8" ID	15.9mm ID	HFC171057	HFCD171057	1.44	2.94	
	3/4" ID	19.0mm ID	HFC171257	HFCD171257	1.44	2.94	

Accessories

PANEL MOUNT GASKET REPLACEMENT	For sealing panel mount bodies listed above	MATERIAL EPDM	PART NO. 621200	
GHT GASKET REPLACEMENT	For sealing female threads	MATERIAL FDA EPDM	PART NO. 2339400	

HFC57 Coupling Inserts UV POLYSULFONE

TERMINATION IN-LINE PIPE THREAD	THREAD SIZE		STRAIGHT THRU	SHUTOFF	A	B	
	3/8" BSPT		HFC24657BSPT	HFCD24657BSPT	1.16	1.84/1.96	
	1/2" BSPT		HFC24857BSPT	HFCD24857BSPT	1.16	1.99/2.07	
	1/2" NPT		HFC24857	HFCD24857	1.16	1.95/2.11	
	3/4" BSPT		HFC241257BSPT	HFCD241257BSPT	1.23	2.19/2.31	
	3/4" GHT		HFC241257GHT	HFCD241257GHT	1.16	2.15/2.27	
TERMINATION IN-LINE PIPE THREAD (FEMALE)	3/4" GHT		HFC261257GHT	HFCD261257GHT	1.37	1.79/1.91	
	3/4" BSPP		HFC261257BSPP	HFCD261257BSPP	1.37	1.79/1.91	
TERMINATION IN-LINE HOSE BARB	TUBING SIZE	METRIC EQ.	STRAIGHT THRU	SHUTOFF	A	B	
	3/8" ID	9.5mm ID	HFC22657	HFCD22657	1.00	1.91/2.03	
	1/2" ID	12.7mm ID	HFC22857	HFCD22857	1.00	1.91/2.03	
	5/8" ID	15.9mm ID	HFC221057	HFCD221057	1.00	2.03/2.15	
	3/4" ID	19.0mm ID	HFC221257	HFCD221257	1.00	2.03/2.15	

All measurements are in inches (millimeters) unless otherwise noted. Tubing must meet stated inside and outside diameters. Couplings are pictured with valves unless otherwise noted.



FFC35 Series

1/2" flow couplings feature double the flow of the HFC Series couplings. The FFC Series has a non-valved bore that increases flow and minimizes turbulence. The polysulfone material is able to withstand demanding applications and features physical strength, chemical resistance and autoclavability. An ergonomic design and a large, shrouded thumb latch pad produce a coupling that is easy to grip and simple to operate.

Features

- No valves
- Polysulfone material
- Ergonomic design

Benefits

- Exceptional flow
- Physically strong and autoclavable
- Easy to grip, simple to operate

FFC35 SERIES

Specifications

Pressure: Vacuum to 125 psi, 8.6 bar

Temperature:
-40°F to 280°F (-40°C to 138°C)

Materials:

Main components: Polysulfone

Thumb latch: Polysulfone

External spring: 316 stainless steel

O-rings: FDA Buna-N

Panel mount gasket: EPDM

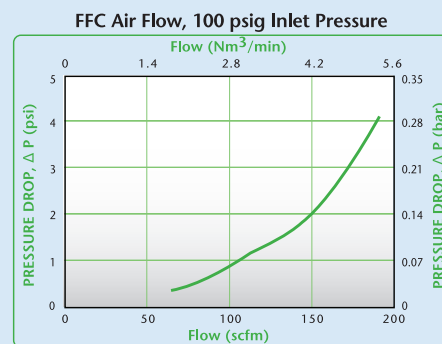
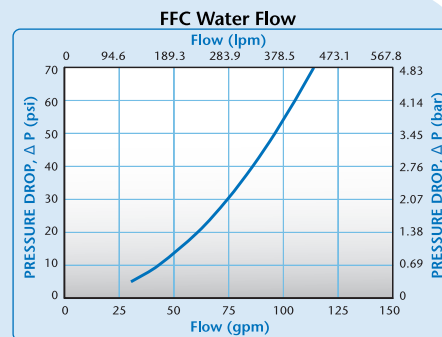
Female GHT gasket: FDA EPDM

Color:

Natural white with dark gray latch

Tubing Sizes: 3/4" ID, 19.0mm ID

WARNING: Pressure, temperature, chemicals, and operating environment can affect the performance of couplings. It is the customer's responsibility to test the suitability of Colder products in their own application conditions. Use the graphs on the following page as a guide.

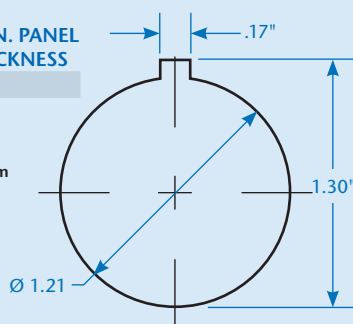


These graphs are intended to give you a general idea of the performance capabilities of each product line.

Panel Mount Dimensions


	PANEL OPENING	MAX. PANEL THICKNESS	MIN. PANEL THICKNESS
COUPLING BODIES	see drawing	.25	.03

Gasket Thickness: .06"
Mounting Hole: 1.21" diameter
Coupling Spacing: 1.92" minimum

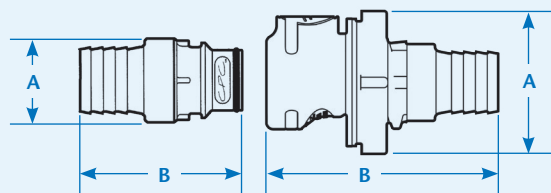


Non-Valved

Colder's FFC35 Series couplings feature a wide open, straight-thru flow path.







Product Dimensions (cont.)



A = Height/Diameter
B = Total Length

Coupling Bodies

POLYSULFONE




TERMINATION IN-LINE PIPE THREAD	THREAD SIZE 1/2" NPT 1/2" BSPT 3/4" NPT 3/4" BSPT 3/4" GHT		STRAIGHT THRU FFC10835 FFC10835BSPT FFC101235 FFC101235BSPT FFC101235GHT	A 1.44 1.44 1.44 1.44 1.44	B 2.88 2.88 3.12 3.12 2.94	
TERMINATION IN-LINE PIPE THREAD (FEMALE)	THREAD SIZE 3/4" GHT 3/4" BSPP		STRAIGHT THRU FFC191235GHT FFC191235BSPP	A 1.44 1.44	B 2.70 2.70	
TERMINATION BULKHEAD PANEL MOUNT HOSE BARB	TUBING SIZE 3/4" ID	METRIC EQ. 19.0mm ID	STRAIGHT THRU FFC161235	A 1.82	B 2.94	
TERMINATION IN-LINE HOSE BARB	TUBING SIZE 3/4" ID	METRIC EQ. 19.0mm ID	STRAIGHT THRU FFC171235	A 1.44	B 2.94	

Accessories

TERMINATION PANEL MOUNT GASKET REPLACEMENT	For sealing panel mount bodies listed above	MATERIAL EPDM	PART NO. 621200	
TERMINATION GHT GASKET REPLACEMENT	For sealing female threads	MATERIAL FDA EPDM	PART NO. 2339400	

Coupling Inserts

POLYSULFONE

TERMINATION IN-LINE PIPE THREAD	THREAD SIZE 1/2" NPT 1/2" BSPT 3/4" NPT 3/4" BSPT 3/4" GHT		STRAIGHT THRU FFC24835 FFC24835BSPT FFC241235 FFC241235BSPT FFC241235GHT	A 1.16 1.16 1.23 1.23 1.16	B 1.95 1.95 2.14 2.14 2.01	 non-valved shown
TERMINATION IN-LINE PIPE THREAD (FEMALE)	THREAD SIZE 3/4" GHT 3/4" BSPP		STRAIGHT THRU FFC261235GHT FFC261235BSPP	A 1.37 1.37	B 1.77 1.77	 non-valved shown
TERMINATION IN-LINE HOSE BARB	TUBING SIZE 3/4" ID	METRIC EQ. 19.0mm ID	STRAIGHT THRU FFC221235	A 1.00	B 2.02	 non-valved shown

All measurements are in inches (millimeters) unless otherwise noted. Tubing must meet stated inside and outside diameters.



Call toll free 1-800-444-2474 or visit us at www.colder.com

Copyright © 2011 by Colder Products Company. All rights reserved. Colder Products Company, Colder Products and CPC are registered trademarks with the US Patent & Trademark Office.



Specifications

Pressure:

Vacuum to 100 psi, 6.9 bar per line

Temperature:

Acetal fitting inserts:

-40°F to 180°F (-40°C to 82°C)

Polypropylene fitting inserts:

32°F to 180°F (0°C to 82°C)

Materials:

Main components: Nylon

Valves: Acetal

Valve springs: 316 stainless steel

Fitting inserts: Acetal or polypropylene

O-rings: Buna-N with acetal
or EPDM with polypropylene

Panel mount adapter: Acetal

Tube shroud: Acetal

Color:

Main components:

Black with red locking latch

Tube shroud: Black

Panel mount adapter: Black

Tubing Sizes:

1/16" to 1/8" ID, 1.6mm to 3.2mm ID

The Tentube™ coupling provides one easy-to-use quick disconnect for up to ten separate fluid lines. The Tentube is available with valves on the body side in panel mount or in-line configurations for maximum design flexibility. The Tentube can connect and disconnect up to ten lines with the use of a simple slide latch. Tubing orientation is ensured by keying the coupling body and insert. Different fluids and tubing sizes can be accommodated by using acetal or polypropylene inserts in three popular sizes.

Features

- Ten line connection
- Separate flow paths
- Insert is keyed to body
- Acetal or polypropylene inserts

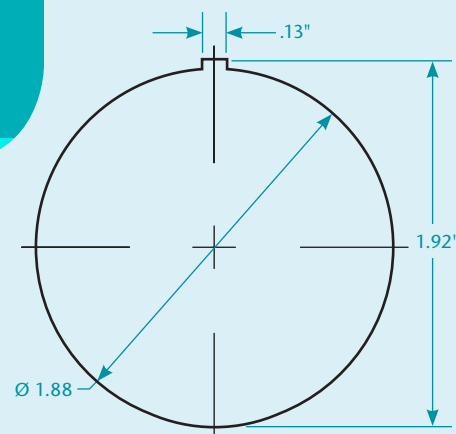
Benefits

- Fast, efficient operation
- Pressure and/or vacuum in one coupling
- Ensures correct line orientation
- Maximize design flexibility

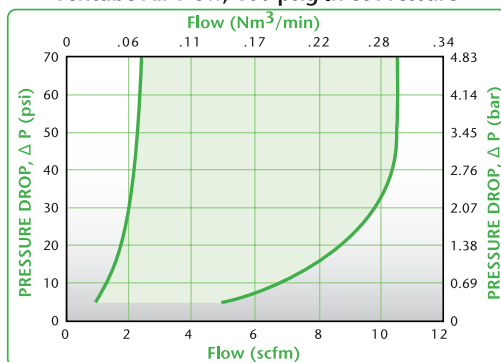
Note: Use TMF and TFF inserts and bodies for custom designed assemblies. See page 67.

Panel Mount Dimensions

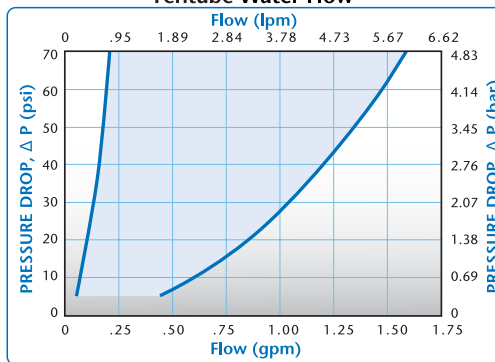
	PANEL OPENING	MAX. PANEL THICKNESS	MIN. PANEL THICKNESS
COUPLING BODIES	see drawing	.44	.06



Tentube Air Flow, 100 psig Inlet Pressure



Tentube Water Flow






These graphs are intended to give you a general idea of the performance capabilities of each product line. The shaded area of each graph represents the operating range of the product family, i.e., upper and lower values are shown. Therefore, depending on the exact coupling configurations selected, you can reasonably expect values to fall within the shaded area.

Don't forget: you can always visit www.colder.com for more product information.



Tentube™ Complete

ACETAL / POLYPROPYLENE

TERMINATIONS COMPLETE COUPLING SET	TUBING SIZE 1/16" ID 1/8" ID	METRIC EQ. 1.6mm ID 3.0mm ID 3.2mm ID	ACETAL STRAIGHT THRU TT1001 TT10M3 TT1002	ACETAL SHUTOFF TTD1001 TTD10M3 TTD1002	POLYPROPYLENE STRAIGHT THRU TT100112 TT100212	
TERMINATIONS COUPLING BODY WITH FEMALE FITTING BODIES	TUBING SIZE 1/16" ID 1/8" ID Without fitting bodies	METRIC EQ. 1.6mm ID 3.0mm ID 3.2mm ID	ACETAL STRAIGHT THRU TFB1001 TFB10M3 TFB1002 TFB10	ACETAL SHUTOFF TFBD1001 TFBD10M3 TFBD1002	POLYPROPYLENE STRAIGHT THRU TFB100112 TFB100212	
TERMINATIONS COUPLING INSERT WITH MALE FITTING INSERTS	TUBING SIZE 1/16" ID 1/8" ID Without fitting inserts	METRIC EQ. 1.6mm ID 3.0mm ID 3.2mm ID	ACETAL STRAIGHT THRU TMB1001 TMB10M3 TMB1002 TMB10		POLYPROPYLENE STRAIGHT THRU TMB100112 TMB100212	

Inserts & Bodies

ACETAL / POLYPROPYLENE

TERMINATIONS FITTING INSERTS (SEE NOTE ON PAGE 66)	TUBING SIZE 1/16" ID 1/8" ID	METRIC EQ. 1.6mm ID 3.0mm ID 3.2mm ID	ACETAL STRAIGHT THRU TMF01 TMFM3 TMF02		POLYPROPYLENE STRAIGHT THRU TMF0112 TMF0212	
TERMINATIONS FITTING BODIES (SEE NOTE ON PAGE 66)	TUBING SIZE 1/16" ID 1/8" ID	METRIC EQ. 1.6mm ID 3.0mm ID 3.2mm ID	ACETAL STRAIGHT THRU TFF01 TFFM3 TFF02	ACETAL SHUTOFF TFFD01 TFFDM3 TFFD02	POLYPROPYLENE STRAIGHT THRU TFF0112 TFF0212	

Note: Acetal bodies and inserts are also available in white. To order, add MWHT to the end of the part number.

Accessories

DESCRIPTION

Tube shroud - snaps into either half
Panel mount adapter & nut - 7/16" max. panel thickness;
requires 1.875" diameter hole

PART NO.

TS10
TPM10



All measurements are in inches (millimeters) unless otherwise noted. Tubing must meet stated inside and outside diameters. Couplings are pictured with valves unless otherwise noted.



Call toll free 1-800-444-2474 or visit us at www.colder.com

Copyright © 2011 by Colder Products Company. All rights reserved. Colder Products Company, Colder Products and CPC are registered trademarks with the US Patent & Trademark Office.



Patented

The Sixtube™ coupling provides one easy-to-use quick disconnect for up to six separate fluid lines. The Sixtube is available with valves on either side for maximum design flexibility. Featuring the Colder thumb latch, the Sixtube can disconnect up to six lines with the push of a button. The snap-in panel mount design keeps a low profile on the front of the equipment panel.

The Twin Tube™ coupling provides one easy-to-use quick disconnect for two separate fluid lines. The non-valved Twin Tube maintains two individual flow paths in one coupling. Featuring the Colder thumb latch, the Twin Tube can disconnect two lines with the push of a button. The panel mount design keeps a low profile on the front of the equipment panel.

Features

- Six/two line connection
- Separate flow paths
- Sixtube insert is keyed to body
- Free coupling rotation (Twin Tube)
- Colder thumb latch

Benefits

- Fast, efficient operation
- Pressure and/or vacuum in one coupling
- Ensures correct line orientation
- Eliminates kinked tubing
- One-hand connection and disconnection

SIXTUBE™ TWIN TUBE™

Sixtube Specifications

Pressure: Vacuum to 100 psi, 6.9 bar per line

Temperature:

Acetal fitting inserts:

-40°F to 180°F (-40°C to 82°C)

Polypropylene fitting inserts:

32°F to 180°F (0°C to 82°C)

Materials:

Main component: Acetal

Valves: Acetal

Fitting inserts: Acetal, polypropylene

Thumb latch: Acetal

Valve spring: 316 stainless steel

O-rings: Buna-N with acetal or EPDM with polypropylene

Color: Natural white with aqua latch

Tubing Sizes:

1/16" to 1/8" ID, 1.6mm to 3.2mm ID

NOTE: Caution must be observed when ordering Sixtube assemblies. Body and insert halves which both contain female or male fittings will not couple. Contact Colder for questions and ordering assistance.

Twin Tube Specifications

Pressure: Vacuum to 120 psi, 8.3 bar per line

Temperature: -40°F to 180°F (-40°C to 82°C)

Materials:

Main components: Acetal, ABS

Thumb latch: Stainless steel

External springs and pin: Stainless steel

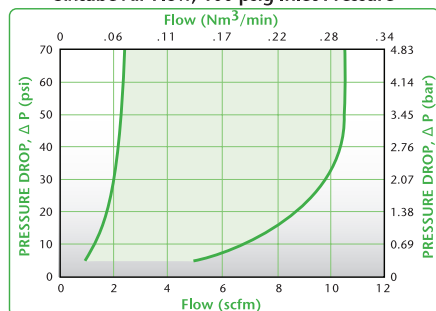
O-rings: Buna-N

Color: Natural white (acetal), white (ABS)

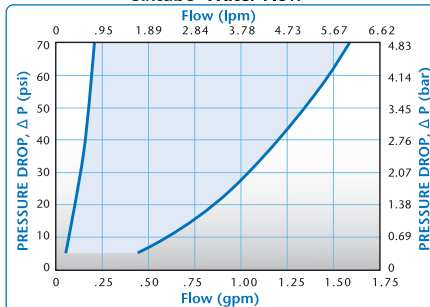
Tubing Sizes:

1/16" to 1/8" ID, 1.6mm to 3.2mm ID

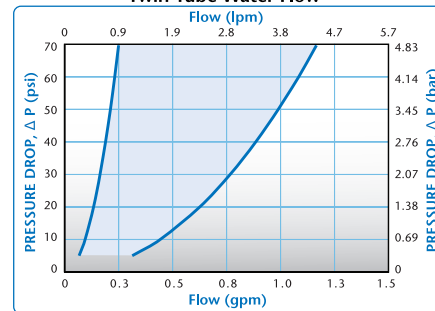
Sixtube Air Flow, 100 psig Inlet Pressure



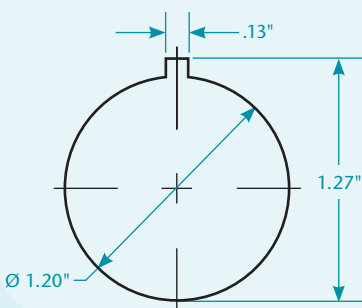
Sixtube Water Flow



Twin Tube Water Flow



These graphs are intended to give you a general idea of the performance capabilities of each product line. The shaded area of each graph represents the operating range of the product family, i.e., upper and lower values are shown. Therefore, depending on the exact coupling configurations selected, you can reasonably expect values to fall within the shaded area.



Sixtubetm Insert Panel Mount Dimensions

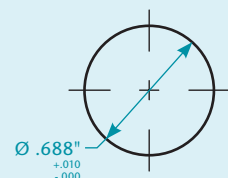
Panel Thickness: 1/8"

Twin Tube™ Body Panel Mount Dimensions



PANEL
NUT HEX
13/16

PANEL
NUT THREAD
11/16-24UNEF



Maximum Panel Thickness: 1/2"
Minimum Panel Thickness: 0.02"

Sixtubetm Coupling Bodies

ACETAL / POLYPROPYLENE

TERMINATION WITH MALE FITTING INSERTS	TUBING SIZE	METRIC EQ.	ACETAL STRAIGHT THRU	ACETAL SHUTOFF	POLYPROPYLENE STRAIGHT THRU
	1/16" ID	1.6mm ID	SXM1701		SXM170112
	1/8" ID	3.0mm ID	SXM17M3		
		3.2mm ID	SXM1702		SXM170212
WITH FEMALE FITTING BODIES	TUBING SIZE	METRIC EQ.	ACETAL STRAIGHT THRU	ACETAL SHUTOFF	POLYPROPYLENE STRAIGHT THRU
	1/16" ID	1.6mm ID	SXF1701	SXFD1701	SXF170112
	1/8" ID	3.0mm ID	SXF17M3	SXFD17M3	
		3.2mm ID	SXF1702	SXFD1702	SXF170212
TERMINATION WITHOUT FITTINGS			SX17		



Sixtubetm Coupling Inserts

ACETAL / POLYPROPYLENE

TERMINATION WITH MALE FITTING INSERTS	TUBING SIZE	METRIC EQ.	ACETAL STRAIGHT THRU	ACETAL SHUTOFF	POLYPROPYLENE STRAIGHT THRU
	1/16" ID	1.6mm ID	SXM4201		SXM420112
	1/8" ID	3.0mm ID	SXM42M3		
		3.2mm ID	SXM4202		SXM420212
WITH FEMALE FITTING BODIES	TUBING SIZE	METRIC EQ.	ACETAL STRAIGHT THRU	ACETAL SHUTOFF	POLYPROPYLENE STRAIGHT THRU
	1/16" ID	1.6mm ID	SXF4201	SXFD4201	SXF420112
	1/8" ID	3.0mm ID	SXF42M3	SXFD42M3	
		3.2mm ID	SXF4202	SXFD4202	SXF420212
TERMINATION WITHOUT FITTINGS			SX42		



Accessories



DESCRIPTION

Sixtubetm pressure plugs
(For fitting bodies or inserts, see page 67)

PART NO.

TMPPMWH

Twin Tube Coupling Bodies

ACETAL / ABS

TERMINATION PANEL MOUNT HOSE BARB	TUBING SIZE	METRIC EQ.	ACETAL STRAIGHT THRU	ABS STRAIGHT THRU
	1/16" ID	1.6mm ID	PTC16010	PTC1602096
	1/8" ID	3.2mm ID	PTC16020	



Twin Tube Coupling Inserts

ACETAL / ABS

TERMINATION IN-LINE HOSE BARB	TUBING SIZE	METRIC EQ.	ACETAL STRAIGHT THRU	ABS STRAIGHT THRU
	1/16" ID	1.6mm ID	PTC22010	PTC2202096
	1/8" ID	3.2mm ID	PTC22020	



Call toll free 1-800-444-2474 or visit us at www.colder.com

Copyright © 2011 by Colder Products Company. All rights reserved. Colder Products Company, Colder Products and CPC are registered trademarks with the US Patent & Trademark Office.



MULTI-MOUNT SERIES

Multi-Mount couplings provide one easy-to-use coupling for connecting from three to five lines at once. Multi-mount couplings are available in a wide variety of materials including acetal and chrome-plated brass. Multi-mounts are keyed to prevent mismatched connections and can be configured with or without valves for maximum design flexibility.

Features

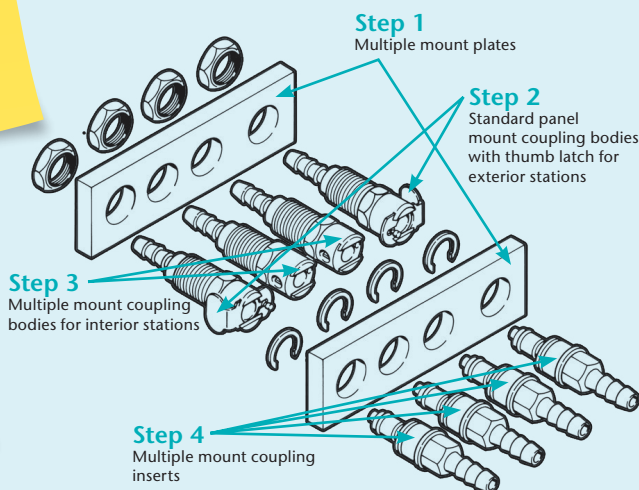
Three to five line connection
Separate flow paths
Insert is keyed to body
Acetal or chrome-plated brass

Benefits

Fast, efficient operation
Pressure and/or vacuum in one coupling
Ensures correct line orientation
Maximize design flexibility

NOTE: To order in chrome-plated brass, eliminate the "P" at the beginning of the part number.

- Retaining clip is included with each insert.
- Multiple mount inserts are designed for mounting in 1/4" thick plates.



Specifications

Pressure:

Minimum: Vacuum

Maximum: Brass = 500 psi / no. of stations
or Acetal = 240 psi / no. of stations

Temperature:

-40°F to 180°F (-40°C to 82°C)

Materials:

Main components: Acetal or chrome-plated brass

Thumb latch: Stainless steel

Mounting Plate: Black anodized aluminum

Valves: Acetal

Valve spring: 316 stainless steel

External springs and pin: Stainless steel

O-ring: Buna-N

Tubing Sizes:

1/8" to 3/8" ID, 3.2mm to 9.5mm ID

Four-Step Multi-Mount Ordering Process

Step 1: Determine flow size and termination type.

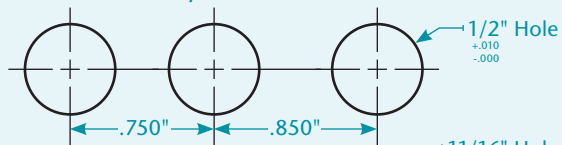
Step 2: Order two "multiple mount plates" (one for the coupling bodies and one for the coupling inserts) with the appropriate number of connection stations for your specific application (available in 3, 4, or 5 connections, or construct your own). Refer to page 73.

Step 3: Order two "standard panel mount coupling bodies with thumb latches" for the exterior stations.

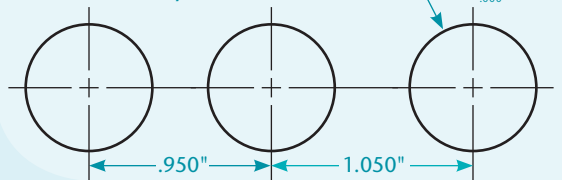
Step 4: Order an appropriate number of "multiple mount coupling bodies without thumb latches" to accommodate the remaining interior stations.

Step 5: Order an appropriate number of "multiple mount inserts" to connect with standard and multiple mount bodies.

MM SERIES 1/8" Flow



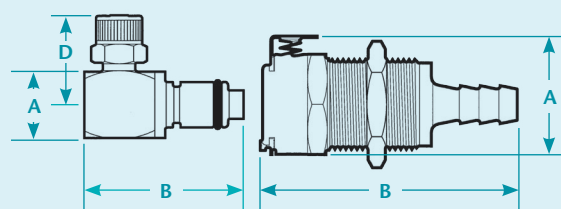
LM SERIES 1/4" Flow



Multiple mount plates are keyed to prevent misconnections.

Multiple mount minimum coupling spacing: Colder offsets the last hole on the mounting plates so they cannot be misconnected.

Product Dimensions



A = Height/Diameter
B = Total Length (including valve)
D = Elbow Radial Length

Retaining Rings

COUPLING SERIES	PART NO. (replacements)
MC/PMC	101700
LC/PLC	278100

Multiple Mount Plates

NUMBER OF STATIONS	1/8" FLOW SIZE	LENGTH	1/4" FLOW SIZE	LENGTH
3	CP103	2.60	LCP103	3.00
4	CP104	3.35	LCP104	3.35
5	CP105	4.10	LCP105	4.90



Turquoise shading indicates 1/8" flow couplings. These are not compatible with 1/4" flow couplings in non-shaded sections.

Coupling Bodies

ACETAL

TERMINATION	TUBING SIZE	METRIC EQ.	STRAIGHT THRU	SHUTOFF	A	B
PANEL MOUNT FERRULELESS POLYTUBE FITTING, PTF†	1/4" OD, .17" ID	6.4mm OD, 4.3mm ID	PMM1204	PMMD1204	.72	1.72
	1/4" OD, .17" ID	6.4mm OD, 4.3mm ID	PLM12004	PLMD12004	.94	1.82
	3/8" OD, .25" ID	9.5mm OD, 6.4mm ID	PLM12006	PLMD12006	.94	1.95



TERMINATION	TUBING SIZE	METRIC EQ.	STRAIGHT THRU	SHUTOFF	A	B
PANEL MOUNT HOSE BARB	1/8" ID	3.2mm ID	PMM1602	PMMD1602	.72	1.65
	3/16" ID	4.8mm ID	PMM1603	PMMD1603	.72	1.85
	1/4" ID	6.4mm ID	PMM1604	PMMD1604	.72	1.85
	1/4" ID	6.4mm ID	PLM16004	PLMD16004	.94	1.95
	5/16" ID	7.9mm ID	PLM16005	PLMD16005	.94	1.95
	3/8" ID	9.5mm ID	PLM16006	PLMD16006	.94	1.95




TERMINATION	THREAD SIZE	STRAIGHT THRU	SHUTOFF	A	B
PANEL MOUNT FEMALE THREAD	10-32 UNF	PMM181032	PMMD181032	.72	1.25



Coupling Inserts

ACETAL

TERMINATION	TUBING SIZE	METRIC EQ.	STRAIGHT THRU	SHUTOFF	A	B
IN-LINE FERRULELESS POLYTUBE FITTING, PTF†	5/32" OD, .10" ID	4.0mm OD, 2.5mm ID	PMM20025	PMMD20025	.58	1.86/1.96
	1/4" OD, .17" ID	6.4mm OD, 4.3mm ID	PMM2004	PMMD2004	.58	1.77/1.87
	1/4" OD, .17" ID	6.4mm OD, 4.3mm ID	PLM20004	PLMD20004	.72	2.10/2.23
	3/8" OD, .25" ID	9.5mm OD, 6.4mm ID	PLM20006	PLMD20006	.72	2.02/2.15



TERMINATION	TUBING SIZE	METRIC EQ.	STRAIGHT THRU	SHUTOFF	A	B
IN-LINE HOSE BARB	1/8" ID	3.2mm ID	PMM2202	PMMD2202	.56	1.87/1.97
	3/16" ID	4.8mm ID	PMM2203	PMMD2203	.58	2.08/2.18
	1/4" ID	6.4mm ID	PMM2204	PMMD2204	.58	1.83/1.93
	1/4" ID	6.4mm ID	PLM22004	PLMD22004	.72	2.20/2.33
	5/16" ID	7.9mm ID	PLM22005	PLMD22005	.72	2.20/2.33
	3/8" ID	9.5mm ID	PLM22006	PLMD22006	.72	2.03/2.16



TERMINATION	TUBING SIZE	METRIC EQ.	STRAIGHT THRU	SHUTOFF	A	B	D
ELBOW FERRULELESS POLYTUBE FITTING, PTF†	1/4" OD, .17" ID	6.4mm OD, 4.3mm ID	PMM2104	PMMD2104	.53	1.41/1.51	.77



All measurements are in inches (millimeters) unless otherwise noted. Tubing must meet stated inside and outside diameters. Couplings are pictured with valves unless otherwise noted. †NOTE: Colder's Ferruleless Polytube Fitting terminations do not require ferrules to achieve a secure connection, which makes them easier to use and reuse. PTF fittings are designed for semi-rigid tubing, i.e., polyethylene, nylon, polyurethane, etc.



Call toll free 1-800-444-2474 or visit us at www.colder.com

Copyright © 2011 by Colder Products Company. All rights reserved. Colder Products Company, Colder Products and CPC are registered trademarks with the US Patent & Trademark Office.



HYBRID CONNECTOR

Hybrid Connectors integrate air lines, electronics and fluid into a compact, single connection point for remote tools on medical devices and equipment. This groundbreaking connector technology eliminates the need for multiple connections and allows clinicians or therapy patients to quickly and easily change or replace modular tools, umbilicals or hand pieces that require power, signal and gases.

Large Format Hybrid Connector Features multiple dry-break couplings and an easy-to-use twist latch for secure connection of multiple lines

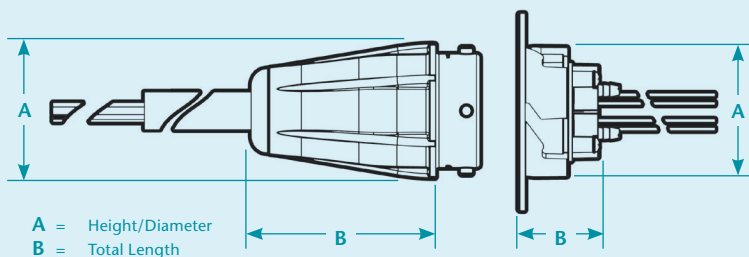
Features

- Easy quarter turn latch
- Turnkey solution
- Off-the-shelf assembly
- Custom options available

Benefits

- Secure reliable connection
- Accelerate product development
- Minimizes engineering design and manufacturing effort
- Design a connector for your unique requirements

Product Dimensions



Hybrid Connector Specifications

Pressure: Vacuum to 45 psi, 3.1 bar

Temperature: 40°F to 100°F (4°C to 38°C)

Materials:

Non-wetted coupler components: Glass-filled polypropylene and acetal

Wetted coupler components: Glass-filled polypropylene

Springs: Stainless steel

Electrical contacts: Gold-plated brass

O-rings: EPDM

Tubing: PVC

Color: Black

Terminations:

Panel: Two 1/8" (3.2mm) hose barbs on panel and four 20 ga wires with 12" (304.3mm) pigtail

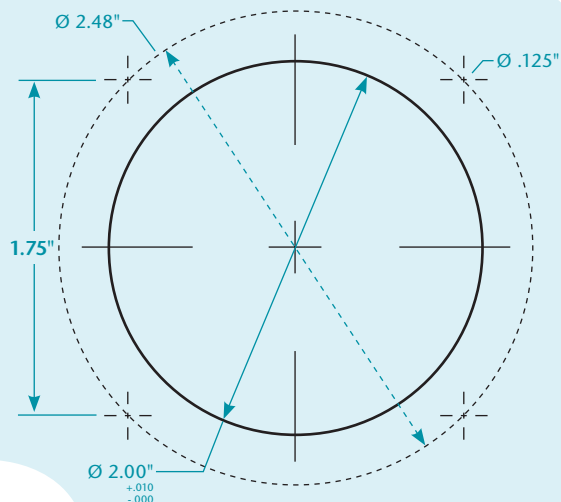
Hose: 8' (2.44M) umbilical with one 1/8" (3.2mm) ID & one 1/16" (1.6mm) ID PVC tube and four 20ga wires with 3" (76.2mm) pigtail

Number of fluid lines: 2

Electrical Specifications

Voltage: Up to 24VDC **Current:** Up to 3 Amps

Wire gauge: 20AWG **Number of contacts:** 4



Coupling Hose



CONFIGURATION	FLOW PATH 1	FLOW PATH 2	PART NO.	A	B
HOSE	1/8" ID (3.2mm)	1/16" (1.6mm)	HQC17000	2.00	2.80

Coupling Panel



CONFIGURATION	FLOW PATH 1	FLOW PATH 2	PART NO.	A	B
PANEL MOUNT	1/8" ID (3.2mm)	1/8" ID (3.2mm)	HQC42000	1.96	1.12

Visit us at www.colder.com or call 651-645-0091 to get a free catalog CD or to find your local distributor.

Mini Hybrid Connector Specifications

Pressure: Vacuum to 25 psi, 1.7 bar

Temperature: 40°F to 80°F (4°C to 27°C)

Materials:

External coupler components: PET

Air coupler components: Acetal

Springs: Stainless steel

Panel Mount Nut: Zinc-plated steel

Electrical contacts: Gold-plated brass

O-rings: Buna-N

Air line: PVC

Color: Gray with gray hose

External umbilical hose: 4 feet

(1219.2mm) PVC

Wire: 22AWG PVC jacket

Terminations:

Panel: 1/16" hose barb and two 22AWG wires with 11" pigtail

Umbilical: 1/16" ID PVC tube and two 22AWG wires with 6" pigtail

Number of air lines: 1

Electrical Specifications

Voltage: Up to 24VDC

Current: Up to 3 Amps

Wire: 22AWG with PVC jacket

Number of contacts: 2

MINI HYBRID CONNECTOR

Mini Hybrid Connector

– A compact, single connection point with a smaller form factor that is ideal for use in low-pressure applications where ease of use and ergonomics are important. This valved connector makes it easy to connect power, signal and gases in one simple motion.



Actual size

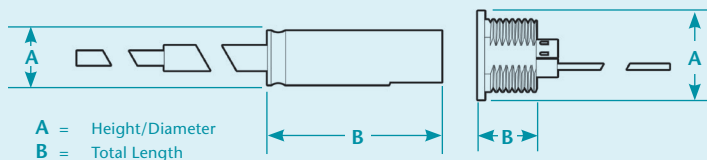
Features

- Easy-to-use breakaway design
- Small package design
- Streamlined exterior
- Proven design

Benefits

- Quick, automatic disconnect
- Minimize device size
- Clean, attractive appearance
- Accelerate product development

Product Dimensions



Coupling Hose

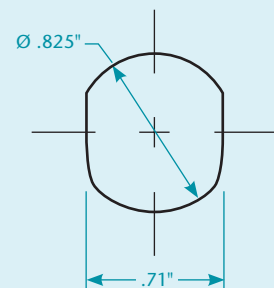



CONFIGURATION	FLOW PATH	PART NO.	A	B
HOSE	1/16" ID (1.6mm)	MHQC17000	.62	2.00

Coupling Panel



CONFIGURATION	FLOW PATH	PART NO.	A	B
PANEL MOUNT	1/16" ID (1.6mm)	MHQC42000	.825	.60





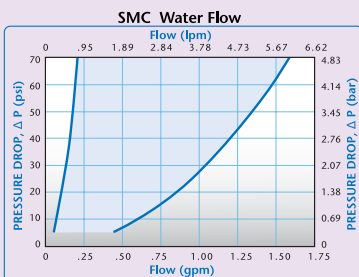
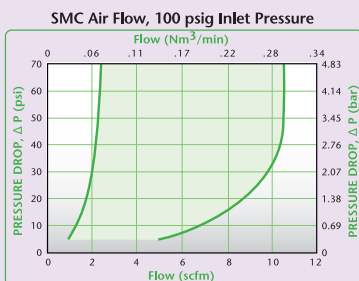
The **SMC** is a twist-to-connect coupling that provides a reliable and more secure alternative to luer-type connections. It also allows for the tubing to rotate freely when connected. This important feature prevents both kinked tubing and accidental disconnection during use.

Features

Twist to connect
Free coupling rotation
Safer; prevents misconnections

Benefits

Prevents accidental disconnects
Eliminates kinked tubing
Does not mate to luers



These graphs are intended to give you a general idea of the performance capabilities of each product line. The shaded area of the graph represents the operating range of the product family, i.e. upper and lower values are shown. Therefore, depending on the exact coupling configurations selected, you can reasonably expect values to fall within the shaded area.

$$Q = C_v \sqrt{\frac{\Delta P}{S}}$$

Q=Flow rate in gallons per minute
C_v=Average coefficient across various flow rates (see chart)
ΔP=Pressure drop across coupling (psi)
S=Specific gravity of liquid

C_v Values for Subminiature Couplings

BODIES	SMM01	SMM02
SMF01	.03	.03
SMF02	.03	.19

Coupling Body



POLYCARBONATE

Product Dimensions
(See drawing on page 14)

TERMINATION	TUBING SIZE	METRIC EQ.	STRAIGHT THRU	A	B
IN-LINE	1/16" ID	1.6mm ID	SMF0191	.48	.75/.90
HOSE BARB	1/8" ID	3.2mm ID	SMF0291	.48	.90

Coupling Insert



POLYCARBONATE

TERMINATION	TUBING SIZE	METRIC EQ.	STRAIGHT THRU	A	B
IN-LINE	1/16" ID	1.6mm ID	SMM0191	.48	.75
HOSE BARB	1/8" ID	3.2mm ID	SMM0291	.48	.90

Coupling Set



POLYCARBONATE

TERMINATION	TUBING SIZE	METRIC EQ.	STRAIGHT THRU	A	B
HOSE BARB	1/16" ID	1.6mm ID	SMC0191	.48	1.32
	1/8" ID	3.2mm ID	SMC0291	.48	1.61

Specifications

Pressure: Vacuum to 100 psi, 6.9 bar

Temperature:
-40°F to 250°F (-40°C to 121°C)

Materials:

Main components: Polycarbonate, USP Class VI, ADCF

Locking sleeves: Polycarbonate, USP Class VI, ADCF

O-rings: Buna-N, USP Class V, ADCF

Color:

Main components: Purple tint

Sterilization:

Gamma: Up to 50 kGy irradiation

Tubing Sizes:

1/16" to 1/8" ID, 1.6mm to 3.2mm ID

WARNING: Pressure, temperature, chemicals, and operating environment can affect the performance of couplings. It is the customer's responsibility to test the suitability of Colder products in their own application conditions.

Liquid Flow Rates

Liquid Flow Rate Information for Couplings

The chart below shows the flow rate for Colder couplings. Each coupling was tested with water at 70°F (21°C). To determine flow rates for specific coupling configurations use the formula to the right.

SRC SERIES

Specifications

Pressure: Vacuum to 25 psi, 1.7 bar

Temperature: 32° to 110° F (0° to 43° C)
(rated for shipment uncoupled up to 160° F)

Materials:

Main components: Polypropylene with overmolded TPE* pads, USP Class VI, ADCF

Integral seals: Overmolded TPE*, USP Class VI, ADCF

Color: White with blue pads

Sterilization: EtO, e-beam or gamma

Tubing Sizes:

1/8" to 3/16" ID, 3.2mm to 4.8mm ID

Add "CL" to the end of the plastic SRC part numbers below for cleanroom manufactured versions.

The new SRC connector

is a small bore connector that eliminates the potential for misconnections with luer fittings. The intuitive design is simple for end users to operate and provides an audible "click" for added assurance and a secure, leak-free connection. This new connector features a unique elastomeric seal with a smooth, gap-free flow path that provides better flow characteristics and eliminates stagnant flow areas.

Features

Prevents misconnections

Reliable elastomeric seals

Audible "click" and positive feel

Allows tubing rotation

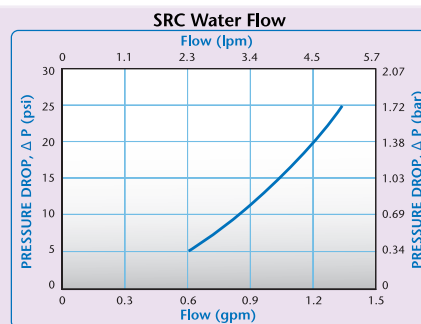
Benefits

Won't connect to IV lines and other non-compatible applications

Leak-free connections

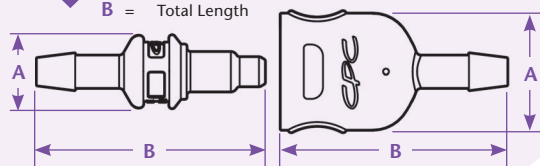
Operators know when a secure, reliable connection is made

Prevents accidental disconnect or kinked tubing



Product Dimensions

A = Height/Diameter
B = Total Length



COUPLING BODIES AND INSERTS

PANEL OPENING	MAX. PANEL THICKNESS	MIN. PANEL THICKNESS
7/16	.21	.03
PANEL NUT HEX	PANEL NUT THREAD	
1/2	7/16-24UNS	

Coupling Bodies POLYPROPYLENE

TERMINATION	TUBING SIZE	METRIC EQ.	STRAIGHT THRU	A	B
IN-LINE	1/8" ID	3.2mm ID	SRC1702	.62	1.18
HOSE BARB	3/16" ID	4.8mm ID	SRC1703	.62	1.18

Coupling Inserts POLYPROPYLENE

TERMINATION	TUBING SIZE	METRIC EQ.	STRAIGHT THRU	A	B
IN-LINE	1/8" ID	3.2mm ID	SRC2202	.38	1.19
HOSE BARB	3/16" ID	4.8mm ID	SRC2203	.38	1.19

CHROME-PLATED BRASS

TERMINATION	TUBING SIZE	METRIC EQ.	STRAIGHT THRU	A	B
PANEL MOUNT	1/8" ID	3.2mm ID	SRC4202CB	.57	1.66
HOSE BARB	3/16" ID	4.8mm ID	SRC4203CB	.57	1.66

Accessories




PART NO.	DESCRIPTION	MATERIALS
SRC3L	Tethered cap and plug for SRC body and insert	White medical-grade TPE



Call toll free 1-800-444-2474 or visit us at www.colder.com

Copyright © 2011 by Colder Products Company. All rights reserved. Colder Products Company, Colder Products and CPC are registered trademarks with the US Patent & Trademark Office.



Patent Pending

MPC Series couplings add ease of use and security to your most critical fluid handling applications. Choose from a full line of connectors and configurations, including pressure sealing caps and plugs, in sizes to fit 1/8" to 3/8" tubing. MPC couplings offer optional locking sleeves to further guard against accidental disconnects. In addition, coupling halves can be rotated when connected to reduce tube kinks.

Features

Ergonomic thumb latch

USP Class VI materials

Sterilizable by autoclave, EtO, e-beam, or gamma

Parting line-free hose barb
BSE/TSE free materials

Benefits

Validated aseptic disconnect for pre-sterilized systems

Meet biocompatibility requirements

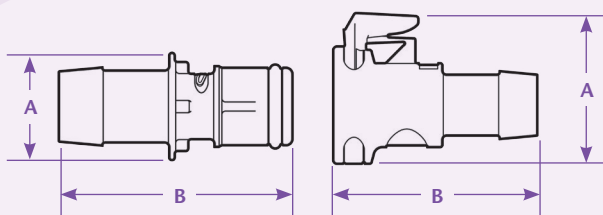
Reusable, yet economical enough to allow disposability

Eliminates potential leak path
Meet ADCF requirements

Note: MPC Series mates with SaniQuik™, Back-To-Back Body Adapters, and Sanitary Series. (pages 80-82)

Bag quantities of 25 are available for validation testing!

Product Dimensions



A = Height/Diameter
B = Total Length

MPC SERIES

Specifications

Pressure:

Vacuum to 60 psi, 4.14 bar

Temperature:

ABS: -40°F to 160°F (-40°C to 71°C)

Polycarbonate: -40°F to 250°F (-40°C to 121°C)

Polysulfone: -40°F to 300°F (-40°C to 149°C)

Materials:

Main components:

ABS (white), USP Class VI, ADCF

Polycarbonate (purple tint), USP Class VI, ADCF

Polysulfone (amber tint), USP Class VI, ADCF

Locking sleeves:

Polysulfone (white), USP Class VI, ADCF

Thumb Latches:

Polycarbonate (white), USP Class VI, ADCF

Polysulfone (amber tint), USP Class VI, ADCF

O-rings: Silicone (clear), platinum-cured, USP Class VI, ADCF and Buna-N (black), USP Class V

Sterilization:

Gamma: Up to 50 kGy irradiation

Autoclave:

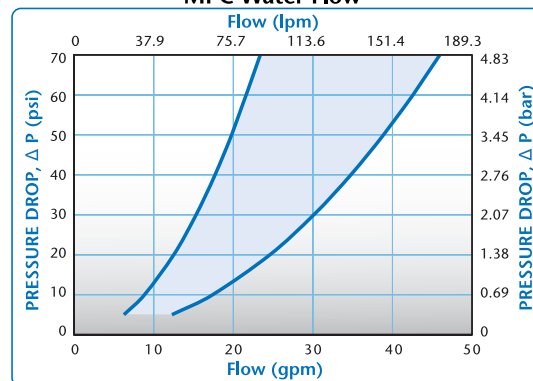
Polycarbonate: Up to 250°F (121°C), 30 minutes, up to 10 repetitions. Sterilize uncoupled only.

Polysulfone: Up to 270°F (132°C) for 60 minutes, up to 25 repetitions. Sterilize uncoupled only.

Tubing Sizes: 1/8" to 3/8" ID, 3.2mm to 9.5mm ID

WARNING: Pressure, temperature, chemicals, and operating environment can affect the performance of couplings. It is the customer's responsibility to test the suitability of Colder's products in their own application conditions.

MPC Water Flow



This graph is intended to give you a general idea of the performance capabilities of each product line. The shaded area of the graph represents the operating range of the product family, i.e. upper and lower values are shown. Therefore, depending on the exact coupling configurations selected, you can reasonably expect values to fall within the shaded area.

Liquid Flow Rates

Liquid Flow Rate Information for Couplings

The chart below shows the flow rate for Colder couplings. Each coupling was tested with water at 70°F (21°C). To determine flow rates for specific coupling configurations use the formula below.

$$Q = C_v \sqrt{\frac{\Delta P}{S}}$$

Q=Flow rate in gallons per minute

C_v=Average coefficient across various flow rates (see chart)

ΔP=Pressure drop across coupling (psi)

S=Specific gravity of liquid

C_v Values for MPC Couplings

BODIES	MPC 22002T03	MPC 22004T03	MPC 22006T03
MPC17002T03	0.11	-	0.21
MPC17004T03	-	2.8	2.8
MPC17006T03	0.14	2.8	5.5

Coupling Bodies
ABS

TERMINATION	TUBING	METRIC EQ.	FLOW	STRAIGHT THRU	A	B
IN-LINE	1/4" ID	6.4mm ID	.210"	MPC17004T	.96 (24.4)	1.30 (33.0)
HOSE BARB	3/8" ID	9.5mm ID	.290"	MPC17006T	.96 (24.4)	1.30 (33.0)

POLYCARBONATE



TERMINATION	TUBING	METRIC EQ.	FLOW	STRAIGHT THRU	A	B
IN-LINE	1/8" ID	3.2mm ID	.09"	MPC17002T03	.96 (24.4)	1.10 (27.9)
HOSE BARB	1/4" ID	6.4mm ID	.210"	MPC17004T03	.96 (24.4)	1.30 (33.0)
	3/8" ID	9.5mm ID	.290"	MPC17006T03	.96 (24.4)	1.30 (33.0)
IN-LINE HOSE BARB WITH LOCK	1/8" ID	3.2mm ID	.09"	MPCK17002T03	.99 (25.2)	1.10 (27.9)
	1/4" ID	6.4mm ID	.210"	MPCK17004T03	.99 (25.2)	1.30 (33.0)
	3/8" ID	9.5mm ID	.290"	MPCK17006T03	.99 (25.2)	1.30 (33.0)



POLYSULFONE



TERMINATION	TUBING	METRIC EQ.	FLOW	STRAIGHT THRU	A	B
IN-LINE	1/8" ID	3.2mm ID	.09"	MPC17002T39	.96 (24.4)	1.10 (27.9)
HOSE BARB	1/4" ID	6.4mm ID	.210"	MPC17004T39	.96 (24.4)	1.30 (33.0)
	3/8" ID	9.5mm ID	.290"	MPC17006T39	.96 (24.4)	1.30 (33.0)
IN-LINE HOSE BARB WITH LOCK	1/8" ID	3.2mm ID	.09"	MPCK17002T39	.99 (25.2)	1.10 (27.9)
	1/4" ID	6.4mm ID	.210"	MPCK17004T39	.99 (25.2)	1.30 (33.0)
	3/8" ID	9.5mm ID	.290"	MPCK17006T39	.99 (25.2)	1.30 (33.0)

Coupling Inserts
ABS

TERMINATION	TUBING	METRIC EQ.	FLOW	STRAIGHT THRU	O-RING	A	B
IN-LINE	1/4" ID	6.4mm ID	.210"	MPC22004TM	Silicone Seal USP Class VI	.60 (15.2)	1.30 (33.0)
HOSE BARB	3/8" ID	9.5mm ID	.290"	MPC22006TM	Silicone Seal USP Class VI	.60 (15.2)	1.30 (33.0)
IN-LINE HOSE BARB	1/4" ID	6.4mm ID	.210"	MPC22004T	Buna-N Seal USP Class V	.60 (15.2)	1.30 (33.0)
	3/8" ID	9.5mm ID	.290"	MPC22006T	Buna-N Seal USP Class V	.60 (15.2)	1.30 (33.0)



POLYCARBONATE



TERMINATION	TUBING	METRIC EQ.	FLOW	STRAIGHT THRU	O-RING	A	B
IN-LINE	1/8" ID	3.2mm ID	.09"	MPC22002T03M	Silicone Seal USP Class VI	.60 (15.2)	1.10 (27.9)
HOSE BARB	1/4" ID	6.4mm ID	.210"	MPC22004T03M	Silicone Seal USP Class VI	.60 (15.2)	1.30 (33.0)
	3/8" ID	9.5mm ID	.290"	MPC22006T03M	Silicone Seal USP Class VI	.60 (15.2)	1.30 (33.0)
IN-LINE HOSE BARB	1/8" ID	3.2mm ID	.09"	MPC22002T03	Buna-N Seal USP Class V	.60 (15.2)	1.10 (27.9)
	1/4" ID	6.4mm ID	.210"	MPC22004T03	Buna-N Seal USP Class V	.60 (15.2)	1.30 (33.0)
	3/8" ID	9.5mm ID	.290"	MPC22006T03	Buna-N Seal USP Class V	.60 (15.2)	1.30 (33.0)



POLYSULFONE



TERMINATION	TUBING	METRIC EQ.	FLOW	STRAIGHT THRU	O-RING	A	B
IN-LINE	1/8" ID	3.2mm ID	.09"	MPC22002T39M	Silicone Seal USP Class VI	.60 (15.2)	1.10 (27.9)
HOSE BARB	1/4" ID	6.4mm ID	.210"	MPC22004T39M	Silicone Seal USP Class VI	.60 (15.2)	1.30 (33.0)
	3/8" ID	9.5mm ID	.290"	MPC22006T39M	Silicone Seal USP Class VI	.60 (15.2)	1.30 (33.0)

Mating Parts

	SEALING CAP	SEALING CAP W/LOCK	MATERIAL	A	B
	MPC32003 MPC32039	MPCK32003 MPCK32039	Polycarbonate Polysulfone	.93 (23.6) .99 (25.2)	1.30 (33.0) 1.30 (33.0)
	SEALING PLUG	O-RING	MATERIAL	A	B
	MPC30003M MPC30039M	Silicone Seal USP Class VI Silicone Seal USP Class VI	Polycarbonate Polysulfone	.75 (19.1) .75 (19.1)	1.24 (31.5) 1.24 (31.5)

Accessories

	PART NO.	DESCRIPTION	MATERIALS
	MPC30L MPC32L	Leash plug for MPC body Leash cap for MPC insert	Soft, flexible, medical-grade PVC Soft, flexible, medical-grade PVC

All measurements are in inches (millimeters) unless otherwise noted. Tubing must meet stated inside and outside diameters.



Call toll free 1-800-444-2474 or visit us at www.colder.com

Copyright © 2011 by Colder Products Company. All rights reserved. Colder Products Company, Colder Products and CPC are registered trademarks with the US Patent & Trademark Office.



MPX Series couplings add ease of use and security to your most critical fluid handling applications. Choose from a full line of connectors and configurations, including pressure sealing caps and plugs in sizes to fit 3/8" and 1/2" tubing. MPX couplings offer optional locking sleeves to further guard against accidental disconnects. In addition, coupling halves can be rotated when connected reducing tube kinks.

Features

- Ergonomic thumb latch
- USP Class VI materials
- Sterilizable by autoclave, EtO, e-beam, or gamma
- Parting line-free hose barb
- BSE/TSE free materials

Benefits

- Easy to operate – even with gloved hands
- Meet biocompatibility requirements
- Reusable, yet economical enough to allow disposability
- Eliminates potential leak path
- Meet ADCF requirements

MPX SERIES

MPX Specifications

Pressure: Vacuum to 60 psi, 4.14 bar

Temperature:

Polycarbonate:
-40°F to 250°F (-40°C to 121°C)

Polysulfone:
-40°F to 300°F (-40°C to 149°C)

Materials:

Main components:

Polycarbonate (purple tint), USP Class VI, ADCF
Polysulfone (amber tint), USP Class VI, ADCF

Locking sleeves: Polysulfone (white), USP Class VI, ADCF

Thumb Latches:

Polycarbonate (white), USP Class VI, ADCF
Polysulfone (amber tint), USP Class VI, ADCF

O-rings:

Silicone (clear), platinum-cured, USP Class VI, ADCF

Sterilization:

Gamma: Up to 50 kGy irradiation

Autoclave:

Polycarbonate: Up to 250°F (121°C), 30 minutes, up to 10 repetitions. Sterilize uncoupled only.

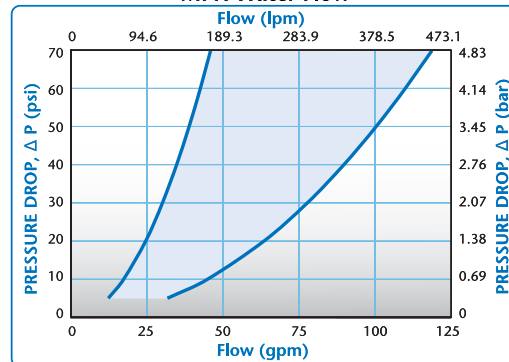
Polysulfone: Up to 270°F (132°C) for 60 minutes, up to 25 repetitions. Sterilize uncoupled only.

Tubing Sizes:

3/8" and 1/2" ID, 9.5mm and 12.7mm ID

WARNING: Pressure, temperature, chemicals, and operating environment can affect the performance of couplings. It is the customer's responsibility to test the suitability of Colder's products in their own application conditions.

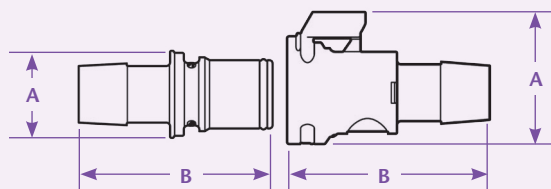
MPX Water Flow



This graph is intended to give you a general idea of the performance capabilities of each product line. The shaded area of each graph represents the operating range of the product family, i.e., upper and lower values are shown. Therefore, depending on the exact coupling configurations selected, you can reasonably expect values to fall within the shaded area.

Note: MPX Series mates with SaniQuik™, Back-To-Back Body Adapters, and Sanitary Series. (pages 80-82)

Product Dimensions



A = Height/Diameter
B = Total Length

Coupling Bodies

POLYCARBONATE

TERMINATION IN-LINE HOSE BARB	TUBING SIZE 1/2" ID	METRIC EQ. 12.7mm ID	FLOW .500"	STRAIGHT THRU MPX17803	A 1.28 (32.5)	B 1.96 (49.8)
TERMINATION IN-LINE HOSE BARB WITH LOCK	TUBING SIZE 1/2" ID	METRIC EQ. 12.7mm ID	FLOW .500"	STRAIGHT THRU MPXK17803	A 1.28 (32.5)	B 1.96 (49.8)



POLYSULFONE

TERMINATION IN-LINE HOSE BARB	TUBING SIZE 1/2" ID	METRIC EQ. 12.7mm ID	FLOW .500"	STRAIGHT THRU MPX17839	A 1.28 (32.5)	B 1.96 (49.8)
TERMINATION IN-LINE HOSE BARB WITH LOCK	TUBING SIZE 1/2" ID	METRIC EQ. 12.7mm ID	FLOW .500"	STRAIGHT THRU MPXK17839	A 1.28 (32.5)	B 1.96 (49.8)



Coupling Inserts

POLYCARBONATE

TERMINATION IN-LINE HOSE BARB	TUBING SIZE 3/8" ID	METRIC EQ. 9.5mm ID	FLOW .375"	STRAIGHT THRU MPX22603M	O-RING Silicone Seal USP Class VI	A .85 (21.6)	B 1.90 (48.3)
	1/2" ID	12.7mm ID	.500"	MPX22803M	Silicone Seal USP Class VI	.85 (21.6)	1.90 (48.3)



POLYSULFONE

TERMINATION IN-LINE HOSE BARB	TUBING SIZE 3/8" ID	METRIC EQ. 9.5mm ID	FLOW .375"	STRAIGHT THRU MPX22639M	O-RING Silicone Seal USP Class VI	A .85 (21.6)	B 1.90 (48.3)
	1/2" ID	12.7mm ID	.500"	MPX22839M	Silicone Seal USP Class VI	.85 (21.6)	1.90 (48.3)



Mating Parts

SEALING CAP MPX32003	SEALING CAP W/LOCK MPXK32003	A 1.28 (32.5)	B 1.67 (42.4)
SEALING CAP MPX32039	SEALING CAP W/LOCK MPXK32039	A 1.28 (32.5)	B 1.67 (42.4)



Mating Parts

SEALING PLUG MPX30003M	O-RING Silicone Seal USP Class VI	A 1.10 (27.9)	B 1.66 (42.2)
SEALING PLUG MPX30039M	O-RING Silicone Seal USP Class VI	A 1.10 (27.9)	B 1.66 (42.2)



All measurements are in inches (millimeters) unless otherwise noted. Tubing must meet stated inside and outside diameters.



Call toll free 1-800-444-2474 or visit us at www.colder.com

Copyright © 2011 by Colder Products Company. All rights reserved. Colder Products Company, Colder Products and CPC are registered trademarks with the US Patent & Trademark Office.



MPC/MPX Back-to-Back Body Adapters

allow end users the flexibility of connecting off-the-shelf single-use systems that may feature identical coupling connections at the end of their tubing. A version with both MPC and a larger format MPX body will essentially provide a reducing option for users who need to transition from larger-sized tubing to smaller-sized tubing on two different single-use systems.

Features

Compatible with MPC and MPX Series inserts
Tubing Reduction Option
Ergonomic thumb latches
BSE/TSE free materials

Benefits

Easy conversion to industry standard connections or single-use systems
Allows easy transition between multiple size tubing from 1/8" to 1/2" ID
Easy to operate - even with gloved hands
Meet ADCF requirements

BACK-TO-BACK

Specifications

Pressure: Vacuum to 60 psi, 4.14 bar

Temperature:
-40°F to 300°F (-40°C to 149°C)

Materials:

Main Components:

Polycarbonate (purple tint), USP Class VI, ADCF
Polysulfone (amber tint), USP Class VI, ADCF

Thumb Latches:

Polycarbonate (white), USP Class VI, ADCF
Polysulfone (amber tint), USP Class VI, ADCF

Sterilization:

Gamma: Up to 50 kGy irradiation.

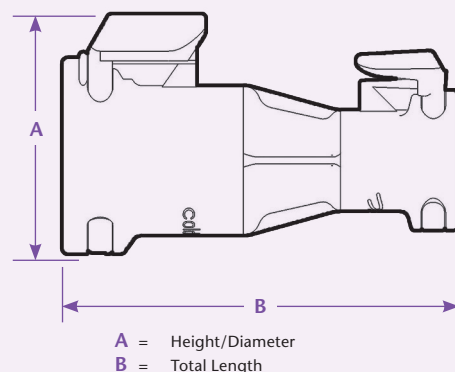
Autoclave:

Polycarbonate: Up to 250°F (121°C) for 30 minutes, up to 10 repetitions. Sterilize uncoupled only.

Polysulfone: Up to 270°F (132°C) for 60 minutes, up to 25 repetitions. Sterilize uncoupled only.

Termination Sizes:

1/2" ID hose barb (12.7mm), 3/8" hose barb (9.5mm) and 3/4" sanitary



Note: Mates with MPC polycarbonate and polysulfone inserts and sealing plugs (pages 76-77) and MPX polycarbonate and polysulfone inserts and sealing caps (pages 78-79)

Back-To-Back Body Adapters



POLYCARBONATE

PART NUMBER	TYPE	A	B
MPC17C1703	MPC to MPC	.96 (24.5)	1.81 (46.0)
MPX17X1703	MPX to MPX	1.28 (32.5)	2.13 (54.1)
MPC17X1703	MPC to MPX	1.28 (32.5)	2.44 (62.0)

Back-To-Back Body Adapters



POLYSULFONE

PART NUMBER	TYPE	A	B
MPC17C1739	MPC to MPC	.96 (24.5)	1.81 (46.0)
MPX17X1739	MPX to MPX	1.28 (32.5)	2.13 (54.1)
MPC17X1739	MPC to MPX	1.28 (32.5)	2.44 (62.0)

All measurements are in inches (millimeters) unless otherwise noted. Tubing must meet stated inside and outside diameters.

SANITARY SERIES



Sanitary couplings attach directly to 3/4", 1" and 1-1/2" sanitary terminations to provide greater flexibility for integrating components into single-use or hybrid process systems. Standard bag systems with quick couplings can be easily connected to equipment with sanitary terminations, while single-use cartridge filters can be converted to incorporate quick couplings for greater system modularity.

Features

3/4", 1" and 1-1/2" sanitary terminations

Compatible with MPC and MPX Series couplings

Integral coupling adaptor

BSE/TSE free materials

Benefits

Install to equipment with sanitary gaskets and sanitary clamps

Quick and easy connections to industry standard plastic couplings on single-use bags and tube sets

Provides flexibility to easily convert sanitary terminations on filter cartridge or equipment

Meet ADCF Requirements

Specifications

Pressure:

Vacuum to 60 psi, 4.14 bar

Temperature:

-40°F to 300°F (-40°C to 149°C)

Materials:

Main components:

Polysulfone (amber tint), USP Class VI, ADCF

O-rings (mating insert): Silicone (clear), platinum-cured, USP Class VI, ADCF

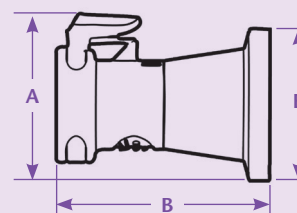
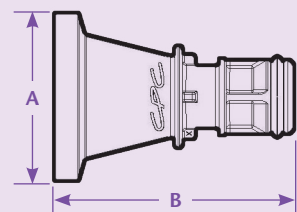
Sterilization:

Gamma: Up to 50 kGy irradiation

Autoclave: Up to 270°F (132°C) for 60 minutes, up to 25 repetitions. Sterilize uncoupled only.

Termination Sizes:

3/4", 1" and 1-1/2" sanitary



A = Height/Diameter
B = Total Length (including valve)
E = Outside Diameter

Note: Mates with MPC and MPX polycarbonate and polysulfone bodies, inserts, sealing caps and plugs. (pages 76-79)

Coupling Bodies



POLYSULFONE

PART NO.	SIZE	A	B	E
MPC3301239	3/4"	.98 (24.9)	1.40 (35.6)	1.0 (25.4)
MPX3301239	3/4"	1.28 (32.5)	1.70 (43.2)	1.0 (25.4)
MPC3301639	1"	1.50 (38.1)	1.40 (35.6)	1.50 (38.1)

Coupling Inserts



POLYSULFONE

PART NO.	SIZE	O-RING	A	B
MPC44012T39M	3/4"	Silicone Seal USP Class VI	.98 (24.9)	1.40 (35.6)
MPC44024T39M	1-1/2"	Silicone Seal USP Class VI	1.98 (50.3)	1.40 (35.6)
MPX44012T39M	3/4"	Silicone Seal USP Class VI	.98 (24.9)	1.71 (43.4)
MPX44024T39M	1-1/2"	Silicone Seal USP Class VI	1.98 (50.3)	1.71 (43.4)

All measurements are in inches (millimeters) unless otherwise noted. Tubing must meet stated inside and outside diameters. **NOTE:** QD sanitary couplings are compatible with both stainless steel and plastic clamps. Clamps and gaskets are referenced for illustration and are not available through Colder.



Call toll free 1-800-444-2474 or visit us at www.colder.com

Copyright © 2011 by Colder Products Company. All rights reserved. Colder Products Company, Colder Products and CPC are registered trademarks with the US Patent & Trademark Office.

SANIQUIK SERIES



Colder's SaniQuik™ connection answers the question of how to integrate single-use components with your existing stainless processing equipment. This integral sanitary termination attaches to hard-plumbed systems with tri-clover clamps. Once attached it permits quick and easy connection to single-use bag systems, manifolds or tube sets with Colder disposable coupling bodies. SaniQuik connections reduce sanitary gasket replacement, enabling cost-effective media transfer solutions for feeding, harvesting or sampling applications.

Features

- 3/4" and 1-1/2" sanitary standard terminations
- Compatible with MPC & MPX Series
- Integral coupling adaptor
- BSE/TSE free materials

Benefits

- Connect to hard plumbed systems with sanitary gaskets and sanitary clamps
- Quick and easy connections to industry standard plastic couplings on single-use bag and tube sets
- Disconnecting coupling reduces sanitary gasket replacement
- Meet ADCF requirements

Specifications

Pressure:

Vacuum to 60 psi, 4.14 bar

Temperature:

-40° F to 300° F (-40° C to 149° C)

Materials:

Main component: 316L stainless steel

O-rings: Silicone (clear), platinum-cured, USP Class VI, ADCF

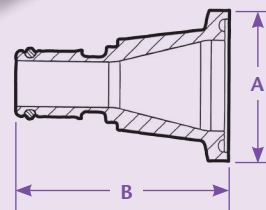
Sterilization:

Autoclave

Termination Sizes:

3/4", 1" and 1-1/2" sanitary

Note: Mates with MPC polycarbonate and polysulfone inserts and sealing plugs (pages 76-77) and MPX polycarbonate and polysulfone inserts and sealing caps (pages 78-79)



A = Height/Diameter
B = Total Length

Connections

316L STAINLESS



DESCRIPTION
SILICONE SEAL
USP CLASS VI

PART NO.

SQCC221212M
SQCC222424M
SQCX221212M
SQCX222416M
SQCX222424M

MATING COUPLING

MPC Series
MPC Series
MPX Series
MPX Series
MPX Series

SANITARY SIZE

3/4"
1-1/2"
3/4"
1-1/2"
1-1/2"

SANITARY BORE

3/4"
1-1/2"
3/4"
1"
1-1/2"

A

.98" (24.9)
1.98" (50.3)
.98" (24.9)
1.98" (50.3)
1.98" (50.3)

B

1.39" (35.3)
1.50" (38.1)
1.43" (39.1)
1.50" (38.1)
1.50" (38.1)

Accessories

SILICONE (CLEAR)



DESCRIPTION
PLATINUM-CURED
USP CLASS VI
REPLACEMENT
SEALS

PART NO.

2260100
2260200

MATING SANIQUIK

SQCC221212M, SQCC222424M
SQCX221212M, SQCX222416M, SQCX222424M

All measurements are in inches (millimeters) unless otherwise noted. Tubing must meet stated inside and outside diameters.

MPU SERIES

Specifications

Pressure: Vacuum to 35 psi, 2.41 bar

Temperature:
-40°F to 300°F (-40°C to 149°C)

Materials:**Main components:**

Polysulfone (amber tint), USP Class VI, ADCF

O-rings: Silicone (clear), platinum-cured, USP Class VI, ADCF

Sterilization:

Gamma: Up to 50 kGy irradiation

Autoclave: Up to 270°F (132°C) for 60 minutes, up to 25 repetitions. Sterilize uncoupled only.

Tubing Sizes: 3/4" ID, 19.0mm ID

The MPU's twist-to-connect

design features an easy-to-use locking mechanism that guards against accidental disconnects and provides a reliable, secure connection. A 3/4" hose barb provides smooth, rapid media transfer.

Features

3/4" hose barb

Locking feature

Sharp barb end

Shrouded, leak-free seal & smooth, internal flow path

BSE/TSE free materials

Benefits

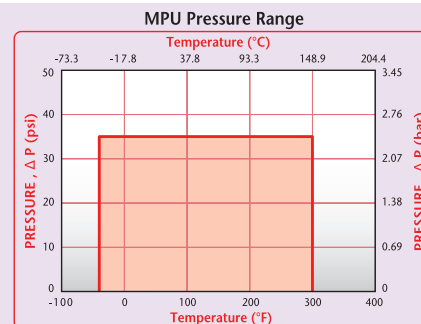
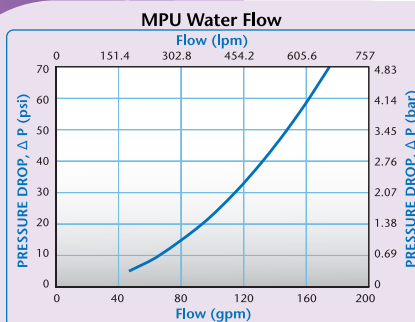
Facilitates rapid fill and empty of bioprocessing bags

Guards against accidental disconnects

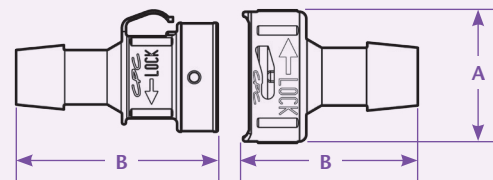
Minimizes fluid turbulence and dead space

Protect valuable fluids and eliminate potential to contaminate fluid path

Meet ADCF requirements



Product Dimensions



A = Height/Diameter B = Total Length (including valve)

Coupling Bodies



POLYSULFONE

TERMINATION	TUBING	METRIC EQ.	FLOW	STRAIGHT THRU	A	B
IN-LINE HOSE BARB	3/4" ID	19.1mm ID	.710"	MPU171239	1.75 (44.5)	2.37 (60.2)



Coupling Inserts

TERMINATION	TUBING	METRIC EQ.	FLOW	STRAIGHT THRU	O-RING	A	B
IN-LINE HOSE BARB	3/4" ID	19.1mm ID	.710"	MPU221239M	Silicone Seal USP Class VI	1.56 (39.6)	2.88 (73.2)

Mating Parts



SEALING CAP MPU32039		MATERIAL Polysulfone	A 1.75 (44.5)	B .79 (20.1)
SEALING PLUG MPU30039M	O-RING Silicone Seal USP Class VI	MATERIAL Polysulfone	A 1.56 (39.6)	B 1.38 (35.1)

All measurements are in inches (millimeters) unless otherwise noted. Tubing must meet stated inside and outside diameters.



Call toll free 1-800-444-2474 or visit us at www.colder.com

Copyright © 2011 by Colder Products Company. All rights reserved. Colder Products Company, Colder Products and CPC are registered trademarks with the US Patent & Trademark Office.

HFC39 SERIES



Actual size

For validation reports, visit www.colder.com/bio and for extractables data, contact info@colder.com

HFC39 Series aseptic disconnect couplings

prevent external organisms from entering into the media flow path upon disconnection. Automatic shutoff valves close off the flow path aseptically protecting valuable media while also eliminating the need for pinch clamps and tube welders. The easy-to-use thumb latch design provides a secure, leak-free connection and enables one-hand disconnects.

Features

Simple One-Step Disconnection

Automatic shutoff valves

Audible "click"

Lightweight

BSE/TSE free materials

Benefits

Maintains media sterility in each half by preventing external organisms from entering the flow path

Stop flow and eliminate need for pinch clamps

Provides confidence of a secure connection

Easy integration with single-use assemblies

Meet ADCF requirements

Specifications

Pressure: Vacuum to 125 psi, 8.62 bar

Temperature:
-40°F to 280°F (-40°C to 138°C)

Materials:

Main components:

Polysulfone (amber tint), USP Class VI, ADCF

O-rings: Silicone (clear), platinum-cured, USP Class VI, ADCF

Springs: 316 stainless steel

Sterilization:

Gamma: Up to 50 kGy gamma irradiation. Sterilize coupled or uncoupled.

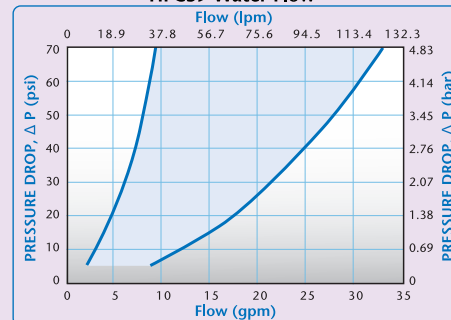
Autoclave: Up to 270°F (132°C) for 60 minutes. Up to 25 repetitions for uncoupled units and up to one repetition for coupled units.

Tubing Sizes:

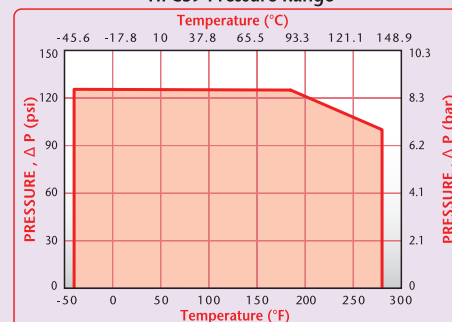
1/4", 3/8" and 1/2" ID

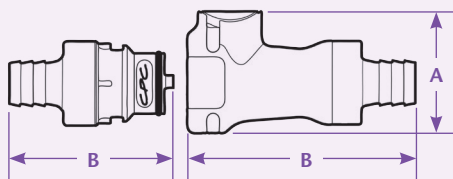
6.4mm, 9.5mm and 12.7mm ID

HFC39 Water Flow



HFC39 Pressure Range





Product Dimensions

A = Height/Diameter
B = Total Length (including valve)

Coupling Bodies

POLYSULFONE



TERMINATION	TUBING SIZE	METRIC EQ.	FLOW	SHUTOFF	A	B
IN-LINE	1/4" ID	6.4mm ID	1/4"	HFCD17439M	1.44 (36.6)	2.82 (71.6)
HOSE BARB	3/8" ID	9.5mm ID	3/8"	HFCD17639M	1.44 (36.6)	2.82 (71.6)
	1/2" ID	12.5mm ID	3/8"	HFCD17839M	1.44 (36.6)	2.82 (71.6)

Coupling Inserts

POLYSULFONE



TERMINATION	TUBING SIZE	METRIC EQ.	FLOW	STRAIGHT THRU	SHUTOFF	A	B
IN-LINE	1/4" ID	6.4mm ID	1/4"	HFC22439M	HFCD22439M	1.00 (25.4)	2.02 (51.3)
HOSE BARB	3/8" ID	9.5mm ID	3/8"	HFC22639M	HFCD22639M	1.00 (25.4)	2.02 (51.3)
	1/2" ID	12.5mm ID	3/8"	HFC22839M	HFCD22839M	1.00 (25.4)	2.02 (51.3)

Mating Parts

SEALING CAP HFC32039		MATERIAL Polysulfone	A 1.44 (36.6)	B 2.73 (69.3)
SEALING PLUG HFC30039M	O-RING Silicone Seal USP Class VI	MATERIAL Polysulfone	A 1.00 (25.4)	B 1.81 (46.0)



All measurements are in inches (millimeters) unless otherwise noted. Tubing must meet stated inside and outside diameters. Couplings are pictured with valves unless otherwise noted.



DID YOU KNOW... We offer a full line of single-use products? Biopharmaceutical manufacturers now have an extensive range of options for sterile connecting and sterile disconnecting single-use systems without the need for a laminar flow hood.

AseptiQuik® Connectors enable operators to make a quick and easy sterile connection between two single-use systems, even in non-sterile environments.

HFC39 sterile disconnect couplings feature quick connect functionality with sterile disconnect capability by preventing external organisms from entering into the media flow path upon disconnection.

AseptiQuik DC Connectors enable operators to make both a sterile connection and a sterile disconnection, all in one connector.

Steam-Thru® and Steam-Thru II Connectors allow quick and easy sterile connections between stainless steel biopharmaceutical processing equipment and single-use bag and tube systems.

AseptiQuik STC Connectors allow operators to use a Steam-In-Place (SIP) process to connect an AseptiQuik Sterile Connector to stainless processing equipment.

All of our bioprocessing connections are manufactured in an ISO Class 7 certified cleanroom and meet USP Class VI and ADCF requirements. Contact us for validation reports, biocompatibility and extractables data.



Call toll free 1-800-444-2474 or visit us at www.colder.com

Copyright © 2011 by Colder Products Company. All rights reserved. Colder Products Company, Colder Products and CPC are registered trademarks with the US Patent & Trademark Office.

ASEPTIQUICK CONNECTOR



AseptiQuick Connectors provide quick and easy sterile connections, even in non-sterile environments. AseptiQuick's "CLICK-PULL-TWIST" design enables users to transfer media easily with less risk of operator error. The connector's robust design provides reliable performance without the need for clamps, fixtures or tube welders. Biopharmaceutical manufacturers can make sterile connections with the quality and market availability they expect from the leader in single-use connection technology.

Features

- CLICK-PULL-TWIST Design
- Membrane pull tabs
- Robust Construction
- Integrated Lock Ring
- Colder Click
- Market Availability

Benefits

- Intuitive three-step connection process reduces risk of operator error
- Ensure simultaneous and secure removal of both membranes
- Repeatable and reliable performance with no additional hardware required
- Secures final connection preventing disassembly
- Audible confirmation of completed assembly steps
- Open access through multiple supply chain partners

AseptiQuick Specifications

Pressure: Up to 60 psi, 4.1 bar

Temperature:
39°F to 104°F (4°C to 40°C)

Typical Flow Rate:
 $C_v = 14.4$ max

Sterilization:

Gamma: Up to 50kGy irradiation

Autoclave:

High Temp (HT) Version:
Up to 266°F (130°C) for 30 minutes

Termination Sizes:

1/2" ID hose barb (12.7mm), 3/8" hose barb (9.5mm) and 3/4" sanitary

Materials:

Main Components:

Polycarbonate (white), USP Class VI, ADCF

Lock Ring:

Polycarbonate (blue), USP Class VI, ADCF

Pull Tabs:

Polycarbonate (blue, standard version),
USP Class VI, ADCF

Polycarbonate (white, HT version),
USP Class VI, ADCF

Caps:

Polypropylene (clear), USP Class VI, ADCF

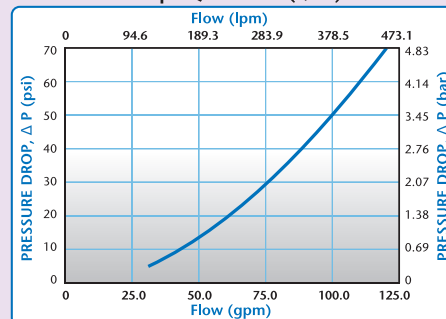
Seals:

Silicone (clear), platinum-cured, USP Class VI,
ADCF

Membrane:

Polyethylene (standard version)
Hydrophobic polyethersulfone (HT version)

AseptiQuick Flow (1/2")

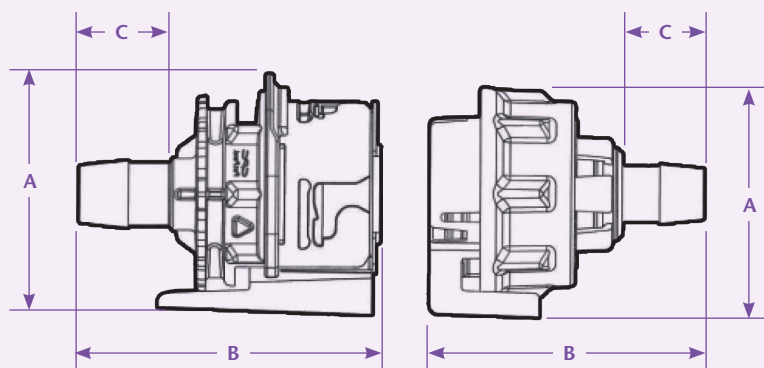


This graph is intended to give you a general idea of the performance of the product.

Visit us at

www.colder.com/aseptiquick or call
651-645-0091 for more information.

Product Dimensions



A = Height/Diameter
B = Total Length
C = Hose Barb Length

Coupling Bodies

POLYCARBONATE with Blue Pull Tabs

TERMINATION	PART NO.	A	B	C
1/2" HOSE BARB	AQC17008	2.36 (59.9)	2.95 (74.9)	0.89 (22.6)
3/8" HOSE BARB	AQC17006	2.36 (59.9)	2.74 (69.6)	0.65 (16.5)
3/4" SANITARY	AQC33012	2.36 (59.9)	2.73 (69.3)	0.70 (17.8)



Coupling Bodies - High Temperature

POLYCARBONATE with White Pull Tabs

TERMINATION	PART NO.	A	B	C
1/2" HOSE BARB	AQC17008HT	2.36 (59.9)	2.95 (74.9)	0.89 (22.6)
3/8" HOSE BARB	AQC17006HT	2.36 (59.9)	2.74 (69.6)	0.65 (16.5)
3/4" SANITARY	AQC33012HT	2.36 (59.9)	2.73 (69.3)	0.70 (17.8)



Coupling Inserts

POLYCARBONATE with Blue Pull Tabs

TERMINATION	PART NO.	A	B	C
1/2" HOSE BARB	AQC22008	2.50 (63.5)	2.99 (75.9)	0.89 (22.6)
3/8" HOSE BARB	AQC22006	2.50 (63.5)	2.90 (73.7)	0.65 (16.5)
3/4" SANITARY	AQC44012	2.50 (63.5)	2.80 (71.1)	0.70 (17.8)




Coupling Inserts - High Temperature

POLYCARBONATE with White Pull Tabs

TERMINATION	PART NO.	A	B	C
1/2" HOSE BARB	AQC22008HT	2.50 (63.5)	2.99 (75.9)	0.89 (22.6)
3/8" HOSE BARB	AQC22006HT	2.50 (63.5)	2.90 (73.7)	0.65 (16.5)
3/4" SANITARY	AQC44012HT	2.50 (63.5)	2.80 (71.1)	0.70 (17.8)




CLICK-PULL-TWIST Assembly Procedure



Align male and female couplings, push together until "Colder Click" confirmation. Slight rotation of lock ring may be required for proper alignment prior to connection.



Snap membrane, pull tabs together and pull from connector.



Twist the blue lock ring clockwise until "Colder Click" and rib to arrow alignment confirms secure final connection.



Call toll free 1-800-444-2474 or visit us at www.colder.com

Copyright © 2011 by Colder Products Company. All rights reserved. Colder Products Company, Colder Products and CPC are registered trademarks with the US Patent & Trademark Office.

ASEPTIQUICK DC CONNECTOR



AseptiQuik DC Connectors are the first all-in-one single-use connection technology to offer both a sterile connection and a sterile disconnection. With the AseptiQuik DC Connector, manufacturers can make a quick and easy sterile connection and disconnection, even in non-sterile environments.

AseptiQuik DC's intuitive "CLICK-PULL-TWIST" design enables users to transfer media easily with less risk of operator error. After transfer is complete, the connector features a simple one-step disconnection that maintains media sterility by preventing external organisms from entering into the media flow path. The connector's robust design and automatic shutoff valves provide reliable performance without the need for sanitary clamps, fixtures or tube welders.

Features

- CLICK-PULL-TWIST Design
- Simple One-Step Disconnection
- Membrane Pull Tabs
- Robust Construction
- Colder Click
- Market Availability

Benefits

- Intuitive three-step connection process reduces risk of operator error
- Maintains media sterility in each half by preventing external organisms from entering the flow path
- Ensure simultaneous and secure removal of both membranes
- Repeatable and reliable performance with no additional hardware required
- Audible confirmation of completed assembly steps
- Open access through multiple supply chain partners

AseptiQuik DC Specifications

Pressure: Up to 60 psi, 4.1 bar

Temperature:
39°F to 104°F (4°C to 40°C)

Sterilization:

Gamma: Up to 50kGy irradiation

Autoclave:

High Temp (HT) Version:
Up to 266°F (130°C) for 30 minutes

Termination Sizes:

1/4", 3/8" and 1/2" (6.4mm, 9.5mm and 12.7)

Materials:

Main Components:

Polycarbonate (white), USP Class VI, ADCF

Lock Ring:

Polycarbonate (blue), USP Class VI, ADCF

Pull Tabs:

Polycarbonate (blue, standard version),
USP Class VI, ADCF

Polycarbonate (white, HT version),
USP Class VI, ADCF

Caps:

Polypropylene (clear), USP Class VI, ADCF

Seals:

Silicone (clear), platinum-cured, USP Class VI, ADCF

Membrane:

Polyethylene (standard version)
Hydrophobic polyethersulfone (HT version)

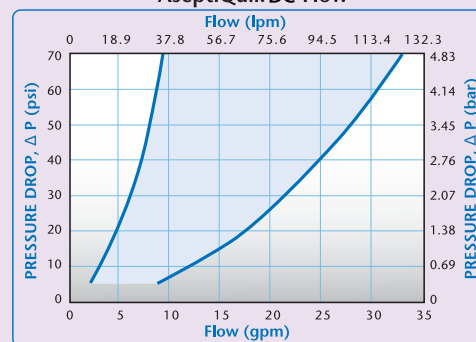
Springs:

316 stainless steel

Mates with standard AseptiQuik halves.

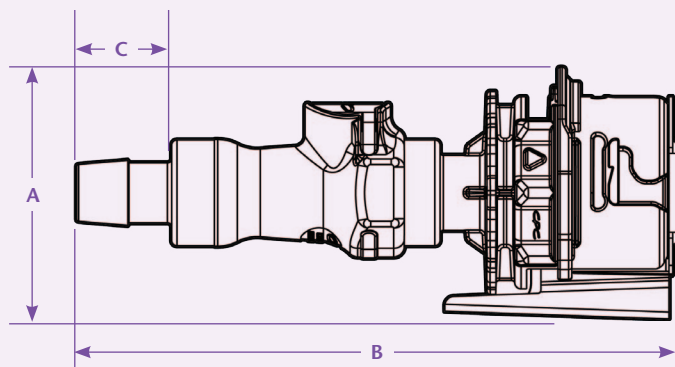
- AQCDC Inserts mate with standard AQC Bodies
- AQCDC Bodies mate with standard AQC Inserts

AseptiQuik DC Flow



This graph is intended to give you a general idea of the performance of the product.

Product Dimensions



- A = Height/Diameter (With cap)
B = Total Length (With cap)
C = Hose Barb Length

Coupling Bodies

POLYCARBONATE with Blue Pull Tabs

TERMINATION	PART NO.	A	B	C
1/4" HOSE BARB	AQCDC17004	2.36 (59.9)	5.33 (135.4)	0.60 (15.2)
3/8" HOSE BARB	AQCDC17006	2.36 (59.9)	5.33 (135.4)	0.60 (15.2)
1/2" HOSE BARB	AQCDC17008	2.36 (59.9)	5.62 (142.7)	0.89 (22.6)



Coupling Bodies - High Temperature

POLYCARBONATE with White Pull Tabs

TERMINATION	PART NO.	A	B	C
1/4" HOSE BARB	AQCDC17004HT	2.36 (59.9)	5.33 (135.4)	0.60 (15.2)
3/8" HOSE BARB	AQCDC17006HT	2.36 (59.9)	5.33 (135.4)	0.60 (15.2)
1/2" HOSE BARB	AQCDC17008HT	2.36 (59.9)	5.62 (142.7)	0.89 (22.6)



Coupling Inserts

POLYCARBONATE with Blue Pull Tabs

TERMINATION	PART NO.	A	B	C
1/4" HOSE BARB	AQCDC22004	2.50 (63.5)	5.41 (137.4)	0.60 (15.2)
3/8" HOSE BARB	AQCDC22006	2.50 (63.5)	5.41 (137.4)	0.60 (15.2)
1/2" HOSE BARB	AQCDC22008	2.50 (63.5)	5.70 (144.8)	0.89 (22.6)




Coupling Inserts - High Temperature

POLYCARBONATE with White Pull Tabs

TERMINATION	PART NO.	A	B	C
1/4" HOSE BARB	AQCDC22004HT	2.50 (63.5)	5.41 (137.4)	0.60 (15.2)
3/8" HOSE BARB	AQCDC22006HT	2.50 (63.5)	5.41 (137.4)	0.60 (15.2)
1/2" HOSE BARB	AQCDC22008HT	2.50 (63.5)	5.70 (144.8)	0.89 (22.6)



CLICK-PULL-TWIST Assembly Procedure



Align male and female couplings, push together until audible "Colder Click" confirmation. Slight rotation of lock ring may be required for proper alignment prior to connection.



Snap membrane, pull tabs together and pull from connector.



Twist the blue lock ring clockwise until "Colder Click" and rib to arrow alignment confirms secure final connection.



When fluid transfer is finished, press the thumb latch down to complete the sterile disconnection. Both halves will remain sterile.



Call toll free 1-800-444-2474 or visit us at www.colder.com

Copyright © 2011 by Colder Products Company. All rights reserved. Colder Products Company, Colder Products and CPC are registered trademarks with the US Patent & Trademark Office.



Steam-Thru® Connections allow a quick and easy sterile connection between biopharmaceutical processing equipment and disposable bag and tube assemblies. The single-use design saves time and money by eliminating unnecessary cleaning procedures and reducing validation burden associated with reusable components.

Features

- Innovative three-port design
- Patented valve design
- Thumb latch/ Tear-away sleeve
- Industry standard terminations
- BSE/TSE free materials

Benefits

- Allows a true steam-through SIP process which eliminates "dead legs" and the need for laminar flow hoods
- Allows sterile connection and disconnection and permits high media flow rate
- Secures valve position, provides visual indicator of process stage
- Speed connect to the process equipment and connect to popular sizes of flexible tubing
- Meet ADCF requirements

STEAM-THRU CONNECTIONS

Specifications

Pressure:

Steam position:

Up to 30 psi, 2.07 bar (Steam-Thru) up to 35 psi, 2.41 bar (Steam-Thru II)

Flow position: Vacuum to 20 psi, 1.38 bar

Temperature:

Steam position:

Up to 266°F (130°C) for 60 minutes (Steam-Thru)

Up to 275°F (135°C) for 60 minutes (Steam-Thru II)

Flow position: 39°F to 104°F (4°C to 40°C)

Materials:

Connection: Polysulfone, USP Class VI, ADCF

O-rings: Silicone (clear), platinum-cured, USP Class VI, ADCF

Tear-away sleeve: Polyethylene or polycarbonate (Steam-Thru only), USP Class VI, ADCF

Typical Flow Rate:

$C_v = 4.2 - 4.6$ (Steam-Thru)

$C_v = 5.2 - 8.0$ (Steam-Thru II)

Sterilization:

Gamma: Up to 50 kGy gamma irradiation

Autoclave: Up to 265°F (129°C) for 60 minutes, up to two cycles (applies only to part numbers STC1700500-STC1700800 and STC2020000-STC2021000)

SIP process:

Up to 266°F (130°C) for 60 minutes (Steam-Thru)

Up to 275°F (135°C) for 60 minutes (Steam-Thru II)

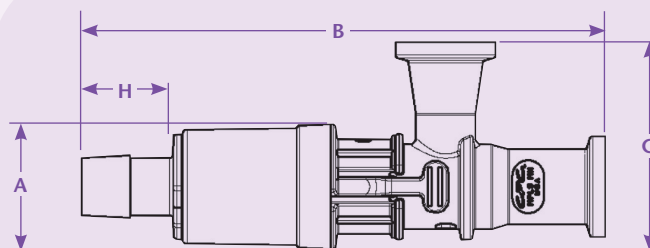
Termination Sizes:

3/8" to 1/2" ID, 9.5mm to 12.7mm ID hose barb (Steam-Thru)

3/8" to 1/2" ID, 9.5mm to 12.7mm ID hose barb and 3/4" sanitary (Steam-Thru II)

Steam-Thru® Configurations

Steam-Thru® Connection's patented three-port design allows steam to pass directly through the lower ports to "steam on" to stainless equipment. After the SIP cycle is completed, the connector's valve is actuated, creating a sterile flow path to single-use systems.



F = Actuated Length

POLYSULFONE



DESCRIPTION WITH POLYETHYLENE SLEEVE

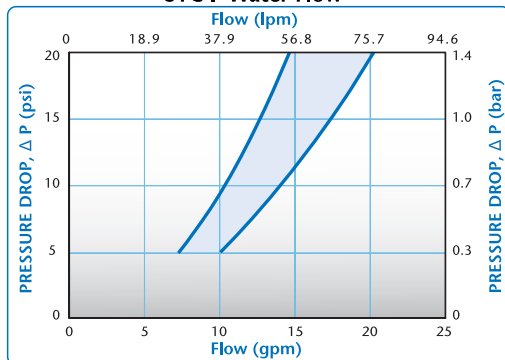
PART NO.	TERMINATIONS	A	B	F	G	H
STC1700000	3/4" x 3/4" sanitary x 1/2" HB	1.20 (30.5)	5.09 (129.3)	4.44 (112.8)	2.00 (50.8)	0.89 (22.6)
STC1700100	3/4" x 3/4" sanitary x 3/8" HB	1.20 (30.5)	4.80 (121.9)	4.15 (105.4)	2.00 (50.8)	0.60 (15.2)
STC1700200	3/4" x 1-1/2" sanitary x 1/2" HB	1.20 (30.5)	5.09 (129.3)	4.44 (112.8)	2.00 (50.8)	0.89 (22.6)
STC1700300	3/4" x 1-1/2" sanitary x 3/8" HB	1.20 (30.5)	4.80 (121.9)	4.15 (105.4)	2.00 (50.8)	0.60 (15.2)



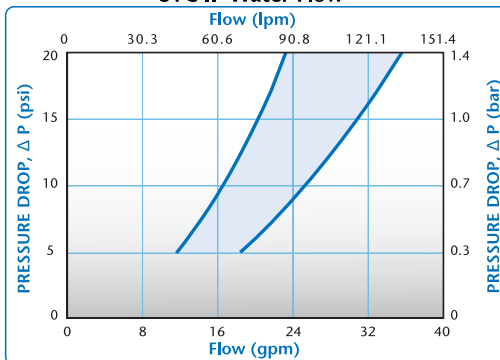
DESCRIPTION WITH AUTOCLAVABLE POLYCARBONATE SLEEVE

PART NO.	TERMINATIONS	A	B	F	G	H
STC1700500	3/4" x 3/4" sanitary x 1/2" HB	1.20 (30.5)	5.09 (129.3)	4.44 (112.8)	2.00 (50.8)	0.89 (22.6)
STC1700600	3/4" x 3/4" sanitary x 3/8" HB	1.20 (30.5)	4.80 (121.9)	4.15 (105.4)	2.00 (50.8)	0.60 (15.2)
STC1700700	3/4" x 1-1/2" sanitary x 1/2" HB	1.20 (30.5)	5.09 (129.3)	4.44 (112.8)	2.00 (50.8)	0.89 (22.6)
STC1700800	3/4" x 1-1/2" sanitary x 3/8" HB	1.20 (30.5)	4.80 (121.9)	4.15 (105.4)	2.00 (50.8)	0.60 (15.2)

STC I Water Flow



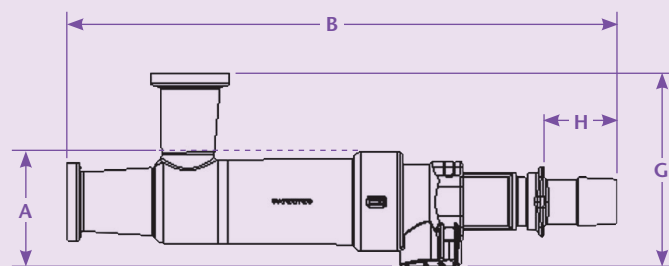
STC II Water Flow



These graphs are intended to give you a general idea of the performance capabilities of each product line. The shaded area of each graph represents the operating range of the product family, i.e., upper and lower values are shown. Therefore, depending on the exact coupling configurations selected, you can reasonably expect values to fall within the shaded area.

Steam-Thru II Configurations

Steam-Thru II Connections offer the flexibility of "steam on" and "steam off" functionality. The innovative design allows the valve to be returned to the steam position enabling a second SIP cycle following media transfer. The "steam off" disconnection of single-use systems minimizes cross-contamination risks associated with reusable components.



F = Actuated Length

POLYSULFONE

TERMINATION

PART NO.	TERMINATIONS	A	B	F	G	H
STC2020000	3/4" x 3/4" sanitary x 1/2" HB	1.42 (36.1)	6.84 (173.7)	5.93 (150.6)	2.40 (61.0)	.88 (22.4)
STC2020100	3/4" x 3/4" sanitary x 3/8" HB	1.42 (36.1)	6.76 (171.7)	5.93 (150.6)	2.40 (61.0)	.80 (20.3)
STC2020200	3/4" x 1-1/2" sanitary x 1/2" HB	1.42 (36.1)	6.84 (173.7)	5.93 (150.6)	2.40 (61.0)	.88 (22.4)
STC2020300	3/4" x 1-1/2" sanitary x 3/8" HB	1.42 (36.1)	6.76 (171.7)	5.93 (150.6)	2.40 (61.0)	.80 (20.3)
STC2020900	3/4" x 3/4" sanitary x 3/4" sanitary	1.42 (36.1)	6.60 (167.6)	5.93 (150.6)	2.40 (61.0)	.62 (15.7)
STC2021000	3/4" x 1-1/2" sanitary x 3/4" sanitary	1.42 (36.1)	6.60 (167.6)	5.93 (150.6)	2.40 (61.0)	.62 (15.7)

All measurements are in inches (millimeters) unless otherwise noted. Tubing must meet stated inside and outside diameters.

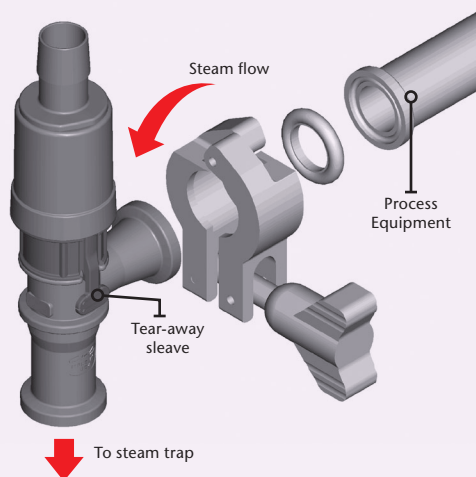


Call toll free 1-800-444-2474 or visit us at www.colder.com

Copyright © 2011 by Colder Products Company. All rights reserved. Colder Products Company, Colder Products and CPC are registered trademarks with the US Patent & Trademark Office.

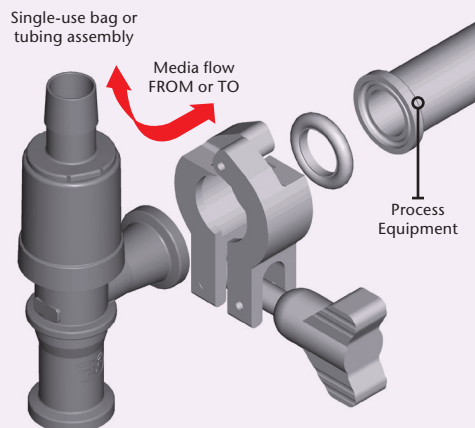
Steam-Thru Process

STEAM POSITION



Steam flows from the process equipment through the Steam-Thru to sterilize the connection. With the tear-away sleeve in place, the transfer of fluid to or from the bioreactor is prevented.

FLOW POSITION



When the tear-away sleeve is removed, the Steam-Thru is actuated, the connection to the steam trap is disabled and a sterile flow path is established between the process equipment and the disposable system.



DID YOU KNOW ... there are many advantages of single-use systems?



Increase Productivity

The reliability of single-use systems results in increased productivity through the reduction of system downtime associated with cleaning and cleaning validation.



Add Flexibility

Single-use systems can be easily modified for alternative media handling.



Minimize Risk

The integration of single-use systems can help minimize the risk of media contamination in multi-product manufacturing.



Reduce Cost

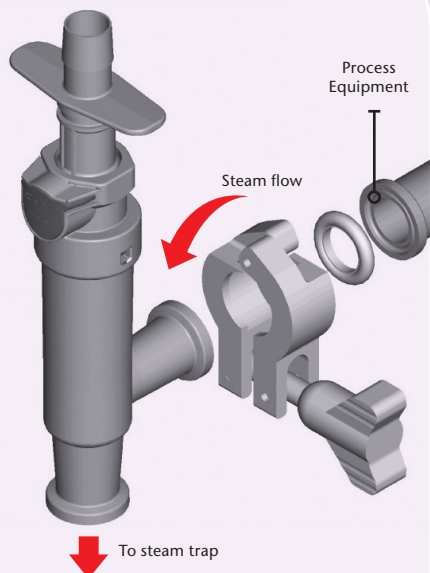
Cost savings include the reduced chemical and utility expenses of cleaning and labor.



Don't forget: you can access many feature articles on Single-Use technology at www.colder.com.

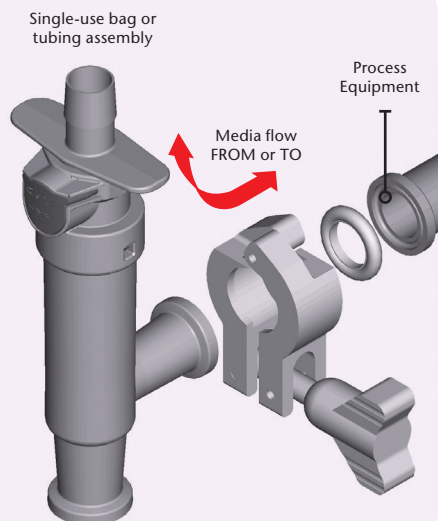
Steam-Thru II Process: An audible "click" and the visual indicator of the raised thumb latch provide assurance that the valve is locked in the flow or steam position.

STEAM ON POSITION



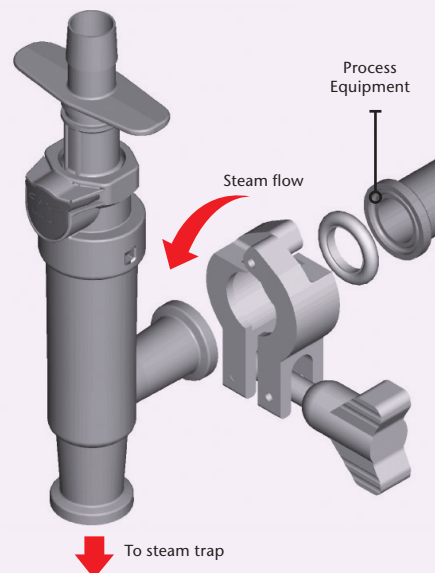
Steam flows from the process equipment through the Steam-Thru II creating a "steam on" sterile connection.

FLOW POSITION



Once the valve is locked in the flow position a sterile flow path has been created allowing media transfer.

STEAM OFF POSITION

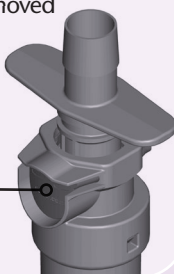


Once the valve is locked in the steam position, complete a second SIP cycle to "steam off" the connection.

TRANSITION TO FLOW

Once the "steam on" cycle is complete and the steam trap has been closed, simply press the thumb latch to allow the valve to be moved down to the flow position.

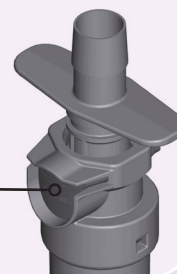
Thumb latch recessed during valve transition



TRANSITION TO STEAM

Once media transfer is complete, simply press the thumb latch to allow the valve to be moved back up to the steam position.

Thumb latch recessed during valve transition



Call toll free 1-800-444-2474 or visit us at www.colder.com

Copyright © 2011 by Colder Products Company. All rights reserved. Colder Products Company, Colder Products and CPC are registered trademarks with the US Patent & Trademark Office.



The CQH and CQV Series are designed for high-purity use and feature all plastic construction. Molded, virgin materials and lubricant-free design enable use in the most demanding applications. Broad chemical compatibility and cleanroom manufacturing make them ideal for use in critical wet processes.

Features

100% metal free
High flow valve design
Disconnect under pressure
Polypropylene and PVDF

Benefits

No risk of metal contaminants or corrosion
High flow in a compact package
Speeds servicing and reduces risk of injury
Broad chemical compatibility

Visit www.colder.com for information about CQH and CQV modified product options.

Specifications

CQH Pressure: 0 - 80 psig (0 - 5.5 bar)

CQH Temperature: 32°F to 225°F (0°C to 107°C)

CQH Materials:

Main components:

Natural, virgin polypropylene

Valve o-rings:

Viton® FKM (black)

External insert o-ring:

Simriz® FFKM perfluoro (black)

Valve (wetted) and thumb latch spring: PEEK®

Flare nuts: PVDF

Lubricants: None used

CQV Pressure: 0 - 80 psig (0 - 5.5 bar)

CQV Temperature: 0°F to 225°F (-18°C to 107°C)

CQV Materials:

Main components:

Natural, virgin PVDF

Valve o-rings:

Chemraz FFKM perfluoro (white)

External insert o-ring:

Chemraz FFKM perfluoro (white)

Valve (wetted) and thumb latch spring: PEEK

Flare nuts: PVDF

Lubricants: None used

Spillage/air inclusion:

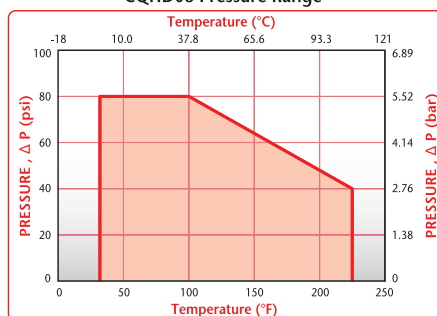
~1.5 cc (ml)/disconnect (reconnect)

Tubing Sizes:

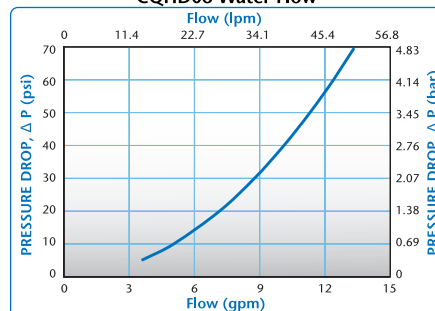
1/4" to 1/2" flare; 3/8" to 3/4" NPT

NOTE: CQH & CQV are also available with optional PPS springs and Chemraz FFKM or EPDM seals.

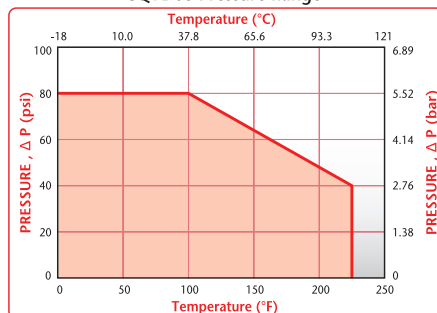
CQHD06 Pressure Range



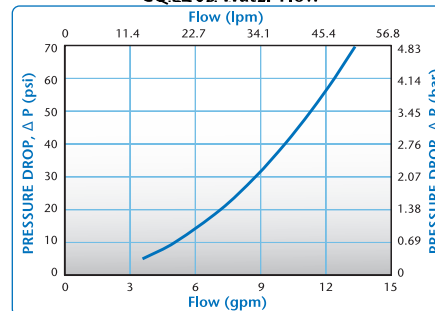
CQHD06 Water Flow



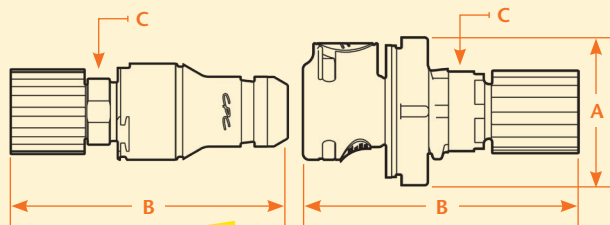
CQVD06 Pressure Range



CQVD06 Water Flow

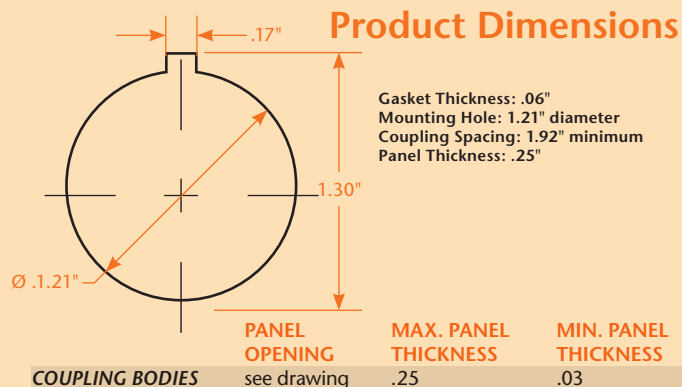


These graphs are intended to give you a general idea of the performance capabilities of each product line. The shaded area of each graph represents the operating range of the product family, i.e., upper and lower values are shown. Therefore, depending on the exact coupling configurations selected, you can reasonably expect values to fall within the shaded area.



See page 97 for ChemQuik® Dual Containment Nut options.

A = Height/Diameter
B = Total Length (including valve)
C = Hex Size on Main Component



CQH Coupling Bodies POLYPROPYLENE

TERMINATION IN-LINE	TUBING/THREAD SIZE	TERMINATION TYPE	SHUTOFF	A	B	C
	1/4" OD	Flare compression	CQHD06100104	1.44	3.32	
	3/8" OD	Flare compression	CQHD06100106	1.44	3.38	
	1/2" OD	Flare compression	CQHD06100108	1.44	3.38	
	3/8" Taper	Male NPT	CQHD06100206	1.44	2.73	.995
TERMINATION PANEL MOUNT	TUBING/THREAD SIZE	TERMINATION TYPE	SHUTOFF	A	B	C
	1/4" OD	Flare compression	CQHD06110104	1.82	3.32	
	3/8" OD	Flare compression	CQHD06110106	1.82	3.38	
	1/2" OD	Flare compression	CQHD06110108	1.82	3.37	
	3/8" Taper	Male NPT	CQHD06110206	1.82	2.73	.995



CQH Coupling Inserts POLYPROPYLENE

TERMINATION IN-LINE	TUBING/THREAD SIZE	TERMINATION TYPE	SHUTOFF	A	B	C
	1/4" OD	Flare compression	CQHD06200104	1.00	2.49	
	3/8" OD	Flare compression	CQHD06200106	1.00	2.55	
	1/2" OD	Flare compression	CQHD06200108	1.00	2.56	
	3/8" Taper	Male NPT	CQHD06200206	1.16	1.90	.995
	3/4" Taper	Male NPT	CQHD06200212	1.16	2.26	1.05



CQV Coupling Bodies PVDF

TERMINATION IN-LINE	TUBING/THREAD SIZE	TERMINATION TYPE	SHUTOFF	A	B	C
	1/4" OD	Flare compression	CQVD06100104	1.44	3.31	
	3/8" OD	Flare compression	CQVD06100106	1.44	3.38	
	1/2" OD	Flare compression	CQVD06100108	1.44	3.37	
	3/8" Taper	Male NPT	CQVD06100206	1.44	2.70	1.00
TERMINATION PANEL MOUNT	TUBING/THREAD SIZE	TERMINATION TYPE	SHUTOFF	A	B	C
	1/4" OD	Flare compression	CQVD06110104	1.82	3.24	
	3/8" OD	Flare compression	CQVD06110106	1.82	3.38	
	1/2" OD	Flare compression	CQVD06110108	1.82	3.37	
	3/8" Taper	Male NPT	CQVD06110206	1.82	2.70	1.00



CQV Coupling Inserts PVDF

TERMINATION IN-LINE	TUBING/THREAD SIZE	TERMINATION TYPE	SHUTOFF	A	B	C
	1/4" OD	Flare compression	CQVD06200104	1.00	2.41	
	3/8" OD	Flare compression	CQVD06200106	1.00	2.57	
	1/2" OD	Flare compression	CQVD06200108	1.00	2.57	
	3/8" Taper	Male NPT	CQVD06200206	1.16	1.89	1.00



All measurements are in inches (millimeters) unless otherwise noted. Tubing must meet stated inside and outside diameters.



Call toll free 1-800-444-2474 or visit us at www.colder.com

Copyright © 2011 by Colder Products Company. All rights reserved. Colder Products Company, Colder Products and CPC are registered trademarks with the US Patent & Trademark Office.

CQG SERIES



The CQG06 Series high purity couplings feature our patented pressure-balanced, non-spill design. Molded virgin polypropylene and a 100% springless flow path provide broad chemical resistance and exceptionally high flow capacity, allowing instant disconnects (and reconnects), even under pressure.

Features

- Non-spill design
- Pressure-balanced
- Springless flow path design

Benefits

- Ultimate protection from chemicals and fumes
- Failsafe disconnect, even under pressure; easy to reconnect at high pressure
- Eliminates source of metallic contaminants

Specifications

Pressure: 0 - 80 psig (0 - 5.5 bar)

Temperature: 32°F to 150°F (0°C to 66°C)

Materials:

Main components:

Natural, virgin polypropylene

Seals: Viton® FKM (Simriz FFKM optional)

Springs (non-wetted): Hastelloy® C

Flare nuts: PVDF

Lubricants: None used

Dual Containment Nut

and Panel Mount Fitting:

Virgin, natural polypropylene

Flare nuts: PVDF

Panel nuts: HDPE

Panel mount o-rings: Viton FKM

Spillage/air inclusion:

<0.1 cc (ml)/disconnect (reconnect)

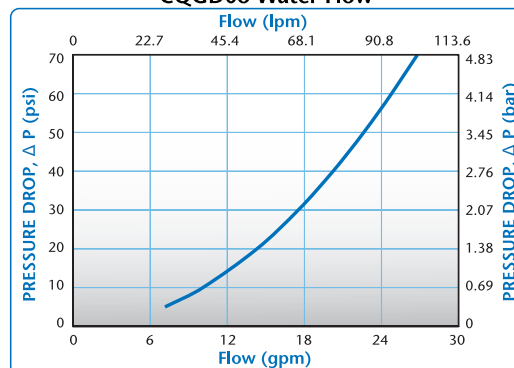
Panel Mount: Optional adapter kit

Tubing Sizes:

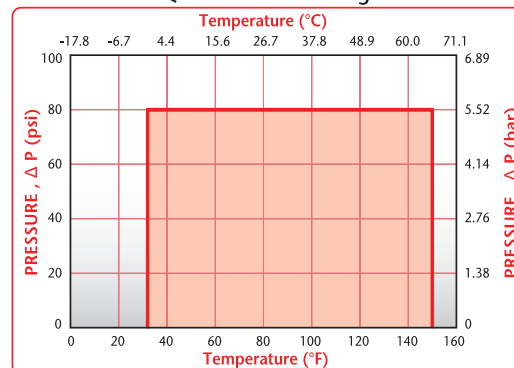
3/8" to 3/4" flare; 3/8" to 3/4" NPT

Visit www.colder.com for information about CQH and CQV modified product options.

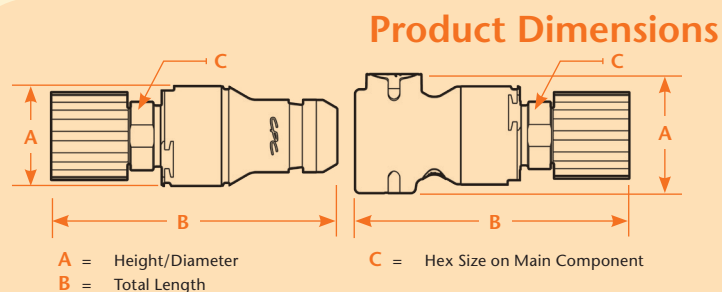
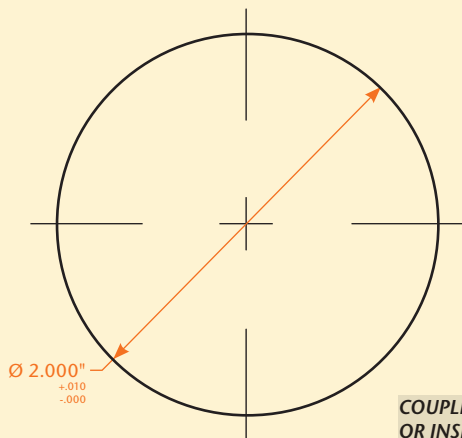
CQGD06 Water Flow



CQGD06 Pressure Range



These graphs are intended to give you a general idea of the performance capabilities of each product line. The shaded area of each graph represents the operating range of the product family, i.e., upper and lower values are shown. Therefore, depending on the exact coupling configurations selected, you can reasonably expect values to fall within the shaded area.

COUPLING BODIES
OR INSERTS

PANEL OPENING	MAX. PANEL THICKNESS	MIN. PANEL THICKNESS
see drawing	.50	.12

Coupling Bodies

POLYPROPYLENE

TERMINATION IN-LINE BODIES	TUBING/THREAD SIZE	TERMINATION TYPE	SHUTOFF	A	B	C
	3/8" OD	Flare compression	CQGD06100106	1.96	4.21	
	1/2" OD	Flare compression	CQGD06100108	1.96	4.42	
	3/4" OD	Flare compression	CQGD06100112	1.96	4.49	
	1/2" Taper	Male NPT	CQGD06100208	1.96	3.81	1.00



Coupling Inserts

POLYPROPYLENE

TERMINATION IN-LINE INSERTS	TUBING/THREAD SIZE	TERMINATION TYPE	SHUTOFF	A	B	C
	3/8" OD	Flare compression	CQGD06200106	1.62	4.35	
	1/2" OD	Flare compression	CQGD06200108	1.62	4.45	
	3/4" OD	Flare compression	CQGD06200112	1.62	4.63	
	3/8" Taper	Male NPT	CQGD06200206‡	1.62	3.81	1.00
	1/2" Taper	Male NPT	CQGD06200208	1.62	3.95	1.00
	3/4" Taper	Male NPT	CQGD06200212‡	1.62	4.15	1.00



All measurements are in inches (millimeters) unless otherwise noted.
Tubing must meet stated inside and outside diameters.

Panel Mount Adaptor
POLYETHYLENE

DESCRIPTION	PART NO.
Panel mount adaptor kit (fits both bodies & inserts)	CQG06PMKIT01

The ChemQuik® Dual Containment System is an easy way to "double contain" critical chemical lines, protecting plant and personnel in case a primary process line ruptures or "sweats". The system provides a protective secondary line to catch any fluid and routes it to a safe location.

These fittings work with any ChemQuik coupling with fine thread flare terminations or a common flare style fitting. In addition, the panel mount version can be mounted into a pump cabinet or other panel mount connection point. The primary line can then be routed from the coupling directly to a pump, connected to a ChemQuik coupling or to a fitting at the panel mount fitting.

The "weep port" serves to vent the area between the primary and secondary lines so that pressure cannot build up in case of a primary line rupture. The leaking fluid can then be routed to a containment vessel or to a leak detector.

ChemQuik® Dual
Containment Flare Nuts

POLYPROPYLENE

FLARE NUT	DESCRIPTION	FLARE FITTING	DESCRIPTION
CQDCNUT0408	Dual containment nut, 1/4" OD process line x 1/2" OD secondary containment line.	CQPMDCNUT0408	Panel mount dual containment nut, 1/4" OD Process line x 1/2" OD secondary containment line.
CQDCNUT0612	Dual containment nut, 3/8" OD process line x 3/4" OD secondary containment line.	CQPMDCNUT0612	Panel mount dual containment nut, 3/8" OD Process line x 3/4" OD secondary containment line.
CQDCNUT0812	Dual containment nut, 1/2" OD process line x 3/4" OD secondary containment line.	CQPMDCNUT0812	Panel mount dual containment nut, 1/2" OD Process line x 3/4" OD secondary containment line.
CQDCNUT1216	Dual containment nut, 3/4" OD process line x 1" OD secondary containment line.	CQPMDCNUT1216	Panel mount dual containment nut, 3/4" OD Process line x 1" OD secondary containment line.



Call toll free 1-800-444-2474 or visit us at www.colder.com

Copyright © 2011 by Colder Products Company. All rights reserved. Colder Products Company, Colder Products and CPC are registered trademarks with the US Patent & Trademark Office.



Patent Pending

The DrumQuik PRO dispensing system has been UN/DOT certified with many common drums and IBCs for use with hazardous chemicals per 49 CFR 178 and German BAM 1027.

DrumQuik® PRO and DrumQuik® PUR

dispensing systems are used with common pumps to create a closed transfer system for both general and high purity chemicals. These easy-to-use products meet the strict safety requirements of chemical handling applications as well as the demands of harsh operating environments. DrumQuik® dispensing systems minimize chemical exposure and facilitate the delivery of chemicals from bulk transfer containers to end use applications.

For general chemical dispensing DrumQuik PRO offers a rugged and cost-effective solution. DrumQuik PUR is a 100% metal free, cleanroom packaged, PVDF product designed specifically for applications demanding the highest level of purity. All materials are compliant with FDA standards for food and consumables applications.

DRUMQUICK PRO / DRUMQUICK PUR

Specifications

Pressure:

Uncoupled: Vacuum to 45 psig (3.1 bar)

Coupled: Vacuum to drum rating

Temperature:

Drum insert: -20°to 120°F (-29°to 49°C)

Coupler: HDPE, 32° to 120°F (0° to 49°C)

PVDF, 0° to 120°F (-18° to 49°C)

Materials:

Drum insert & dip-tube:

Virgin polyethylene (HDPE)

Shipping plug:

Virgin polyethylene (HDPE)

Coupler:

Virgin polypropylene (DrumQuik PRO)

Virgin PVDF (DrumQuik PUR)

Spring (coupler only):

316 stainless steel, Hastelloy® C, virgin PEEK UHP, PPS or Teflon® encapsulated 316 stainless steel (TESS)

Seals:

Coupler seals: EPDM, FKM, Simriz® UHP FFKM
Perfluoroelastomer

Bung seal: Polyolefin, EPDM, FKM

Shipping plug seal: EPDM, FKM

Torque specifications:

2" Buttnress - 20ft-lbs (27 N m)

BCS 56x4 - 20ft-lbs (27 N m)

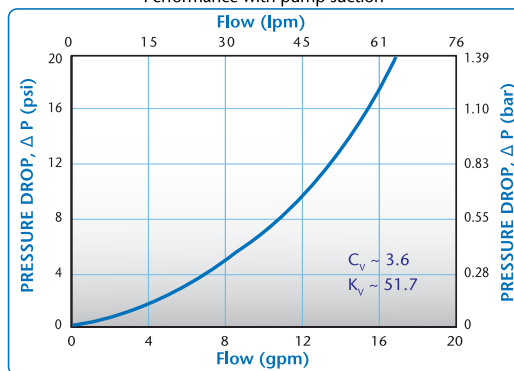
2" NPS (plastic drum) - 20ft-lbs (27 N m)

2" NPS (steel drum) - 15ft-lbs (20 N m)

Shipping plug - hand tight

NOTE: The torque specifications listed above are general recommendations which may need to be adjusted + or – depending on specific application.

DrumQuik PRO & DrumQuik PUR Water Flow



The graph above characterizes the flow of the DrumQuik PRO with the coupler vent port open to the atmosphere and a pump drawing liquid out.

Visit www.colder.com/dqpro and click on Flow Performance Graphs for flow performance with other possible plumbing configurations.

Couplers: Polypropylene

PART NUMBER	DESCRIPTION
DQPRO120312	3/4" Hose barb (EPDM seals, 316 SST spring)
DQPRO120208	1/2" Male NPT (EPDM seals, 316 SST spring)
DQPRO120208202	1/2" Male NPT (FKM seals, 316 SST spring)
DQPRO120208206	1/2" Male NPT (EPDM seals, Hastelloy C spring)
DQPRO120208207	1/2" Male NPT (FKM seals, Hastelloy C spring)
DQPRO120712	3/4" Male BSPP (EPDM seals, 316 SST spring)
DQPRO120712202	3/4" Male BSPP (FKM seals, 316 SST spring)
DQPRO120712206	3/4" Male BSPP (EPDM seals, Hastelloy C spring)
DQPRO120712207	3/4" Male BSPP (FKM seals, Hastelloy C spring)

Couplers: PVDF 3/4" Flare Termination

PART NUMBER	DESCRIPTION
DQPUR120112	FKM liquid contact seals, FKM vent seal, PEEK plastic spring
DQPUR120112203	Simriz® FFKM liquid contact seals, FKM vent seal, PEEK plastic spring
DQPUR120112208	FKM liquid contact seals, FKM vent seal, PPS plastic spring
DQPUR120112209	Simriz FFKM liquid contact seals, FKM vent seal, PPS plastic spring
DQPUR120112210	FKM liquid contact seals, FKM vent seal, Teflon encapsulated 316 stainless steel (TESS) spring
DQPUR120112211	Simriz FFKM liquid contact seals, FKM vent seal, Teflon encapsulated 316 stainless steel (TESS) spring

Drum Inserts: Polyethylene (HDPE)

PART NUMBER	DESCRIPTION
DQPRO202BUT	2" American buttress thread, EPDM seals (NA plastic drums)
DQPRO202BUT202	2" American buttress thread, FKM seals (NA plastic drums)
DQPRO2056X4	BCS 56x4 thread, EPDM seals (European plastic drums)
DQPRO2056X4202	BCS 56x4 thread, FKM seals (European plastic drums)
DQPRO20G2NPSST	2" NPS (ISO G2) thread, EPDM seals (steel drums and IBC caps)
DQPRO20G2NPSST202	2" NPS (ISO G2) thread, FKM seals (steel drums and IBC caps)
DQPRO20G2NPSPL	2" NPS (ISO G2) thread, EPDM flat bung seal (plastic drums and IBC caps)
DQPRO20G2NPSPL202	2" NPS (ISO G2) thread, FKM flat bung seal (plastic drums and IBC caps)
DQPUR202BUT	2" American buttress thread, Polyolefin (POE) bung seal, EPDM shipping plug seal
DQPUR202BUT202	2" American buttress thread, Polyolefin (POE) bung seal, FKM shipping plug seal

Dip-Tubes: Polyethylene (HDPE)

PART NUMBER	DESCRIPTION
DQPRODT0410	13.0" (330mm) long for 5 gal/25L jerry cans
DQPRODT0985	35.5" (905mm) long for 55 gal/200L drums
DQPRODT1070	39.0" (990mm) long for 275 gal/1040L IBCs
DQPRODT1274	47.0" (1194mm) long for 330 gal/1250L IBCs
DQPURDT0410	13.0" (330mm) long for 5 gal/25L jerry cans
DQPURDT0985	35.5" (905mm) long for 55 gal/200L drums
DQPURDT1070	39.0" (990mm) long for 275 gal/1040L IBCs
DQPURDT1274	47.0" (1194mm) long for 330 gal/1250L IBCs

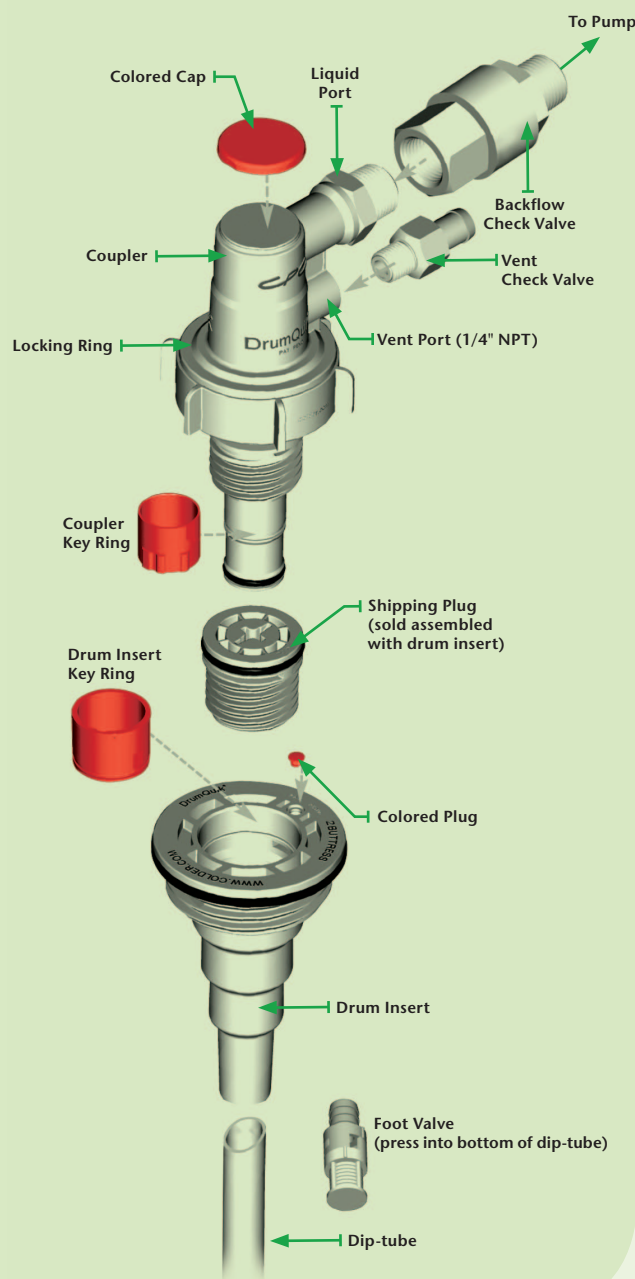
Note: Length indicated in part number is total length when assembled with insert, which is 80mm longer than the actual length of the dip-tube itself. Additional dip-tube lengths are available by custom order.

Assembled Drum Inserts & Dip-Tubes

PART NUMBER	DESCRIPTION
DQPUR2BUT0410	Drum insert assembly, NAMPAC square jerry can, 20L, 330mm long (from sealing surface)
DQPUR2BUT0985	Drum insert assembly with universal dip-tube (drum), 905mm long (from sealing surface)
DQPUR2BUT1070	Drum insert assembly with universal dip-tube (drum), 990mm long (from sealing surface)
DQPUR2BUT1274	Drum insert assembly with universal dip-tube (IBC), 1194mm long (from sealing surface)

Note: Drum insert and dip-tube have been assembled in a cleanroom. Length indicated in part number is total length as measured from the sealing surface of the container to the end of the dip-tube. This is ~80mm longer than the actual length of the dip-tube itself.

DrumQuik® PRO & PUR Dispensing Connector System



Vapor Management Options:

1. OPEN: Vent port left open to atmosphere
2. REMOTE: Vent port routed to fume hood, scrubber or vapor recovery system
3. CHECKED: Connect vent check valve to allow make-up air in without allowing fumes to escape
4. BLANKET GAS: Connect a Colder quick disconnect coupling for blanket gas (N₂, CO₂)
5. FILTERED: Connect vent filter



Call toll free 1-800-444-2474 or visit us at www.colder.com

Copyright © 2011 by Colder Products Company. All rights reserved. Colder Products Company, Colder Products and CPC are registered trademarks with the US Patent & Trademark Office.

DrumQuik® Dispensing Systems for Safer Chemical Management

Whether you're dispensing edible oils, condiments, detergents, Diesel Exhaust Fluid (DEF), or industrial chemicals, acids, caustics or solvents, DrumQuik PRO and the high purity DrumQuik PUR can make your process cleaner, faster, safer and smarter.

- Provide the critical connection between your chemical container and the end use process
- Create a closed transfer system to protect workers and keep a cleaner work environment

DrumQuik solutions are available for a variety of container types providing interchangeable, reusable connections for:

- Plastic or steel drums
- Chemical packs
- IBCs or totes

For high purity applications DrumQuik PUR provides the assurance of compatibility with chemicals used in semiconductor and flat panel production, pharmaceutical and photovoltaic or solar cell manufacturing.

Made from virgin materials compliant with FDA and RoHS standards.

DRUMQUIK PRO / DRUMQUIK PUR

DrumQuik® PRO and DrumQuik PUR

are changing the world of chemical management with their unique closed-system design. Innovative DrumQuik systems help companies reduce costs, increase worker safety and protect the environment. From basic chemical handling to specialty high purity and pharmaceutical applications, DrumQuik dispensing systems make chemical management cleaner, faster, safer and smarter.

DrumQuik PRO

Features

Quick connect/disconnect
Automatic shutoff valve
Disposable drum insert

Ported vent system for vapor management

Multiple standard thread sizes

Benefits

Allows faster drum change-outs
Stops flow when disconnected
Reduces messy handling and chemical exposure

Allows make-up air into drum or connection of blanket gas (N₂, CO₂)
Can be used with many common steel and plastic containers

DrumQuik PUR

Features

Quick connect/disconnect

All plastic construction

Automatic shutoff valve

Cleanroom manufactured

Disposable drum insert

Benefits

Allows faster drum change-outs

No metallic corrosion/contamination

Stops flow when disconnected

Assures high level of purity

Minimizes chemical exposure & contamination

ACCESSORIES

Color Coding and Keying Options

Colored Key Kits for Physical Coding: Polyethylene

DQPRO PART NUMBER	DQPUR PART NUMBER	DESCRIPTION
DQPROKEYCPGRY00	DQPURKEYCPGRY00	Key kit for coupler, gray
DQPROKEYCPRED01	DQPURKEYCPRED01	Key kit for coupler, red
DQPROKEYCPYEL02	DQPURKEYCPYEL02	Key kit for coupler, yellow
DQPROKEYCPGRN03	DQPURKEYCPGRN03	Key kit for coupler, green
DQPROKEYCPBRN04	DQPURKEYCPBRN04	Key kit for coupler, brown
DQPROKEYCPBLU05	DQPURKEYCPBLU05	Key kit for coupler, blue
DQPROKEYCPBLK99	DQPURKEYCPBLK99	Key kit for coupler, black
DQPROKEYCPCOMBO	DQPURKEYCPCOMBO	One of every coupler key ring and cap

Key kits for coupler include coupler key ring and cap.

DQPROKEYDIRED01	DQPURKEYDIRED01	Key kit for drum insert, red
DQPROKEYDIYEL02	DQPURKEYDIYEL02	Key kit for drum insert, yellow
DQPROKEYDIGRN03	DQPURKEYDIGRN03	Key kit for drum insert, green
DQPROKEYDIBRN04	DQPURKEYDIBRN04	Key kit for drum insert, brown
DQPROKEYDIBLU05	DQPURKEYDIBLU05	Key kit for drum insert, blue
DQPROKEYDIBLK99	DQPURKEYDIBLK99	Key kit for drum insert, black
DQPROKEYDICOMBO	DQPURKEYDICOMBO	One of every drum insert key ring and button plug

Key kits for drum insert include drum insert key ring and button plug.

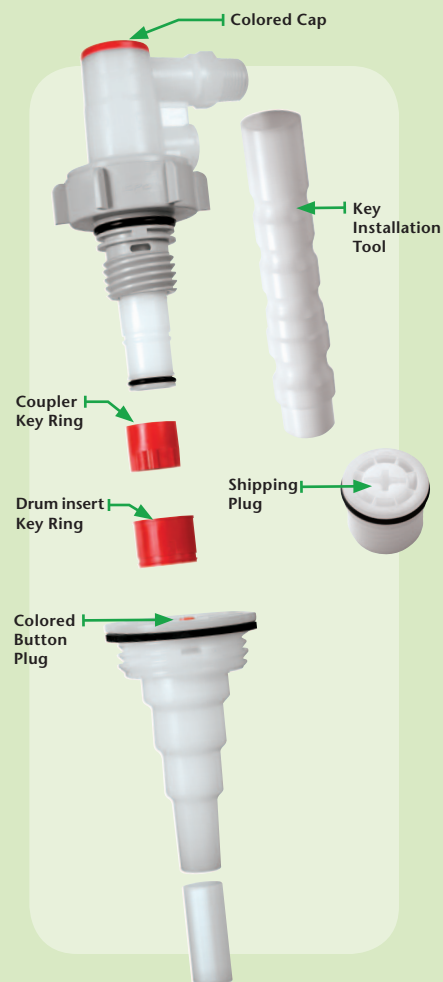
Color Coded Parts

Colored Caps & Button Plugs for Visual Coding: Polyethylene

PART NUMBER	DESCRIPTION
DQPROCAPGRY00	Colored cap for coupler, gray
DQPROCAPRED01	Colored cap for coupler, red
DQPROCAPYEL02	Colored cap for coupler, yellow
DQPROCAPGRN03	Colored cap for coupler, green
DQPROCAPBRN04	Colored cap for coupler, brown
DQPROCAPBLU05	Colored cap for coupler, blue
DQPROCAPBLK99	Colored cap for coupler, black
DQPROCAPCOMBO	One each of every color cap
DQPROPLUGGRY00	Colored button plug for drum insert, gray
DQPROPLUGRED01	Colored button plug for drum insert, red
DQPROPLUGYEL02	Colored button plug for drum insert, yellow
DQPROPLUGGRN03	Colored button plug for drum insert, green
DQPROPLUGBRN04	Colored button plug for drum insert, brown
DQPROPLUGBLU05	Colored button plug for drum insert, blue
DQPROPLUGBLK99	Colored button plug for drum insert, black
DQPROPLUGCOMBO	One each of every color plug

* Colored caps and button plugs can be used with both DrumQuik PRO and DrumQuik PUR.

DrumQuik® PRO & PUR Key Kits



Color Coding



Call toll free 1-800-444-2474 or visit us at www.colder.com

Copyright © 2011 by Colder Products Company. All rights reserved. Colder Products Company, Colder Products and CPC are registered trademarks with the US Patent & Trademark Office.

Easy Installation and Dispensing

1

Fully press dip-tube into drum insert socket.



2

Place the drum insert assembly in drum.



3

Turn shipping plug counter-clockwise to remove. (Use a large, flat blade or #4 Phillips screwdriver.)



4

Insert coupler into drum insert assembly.



5

Turn the coupler locking ring clockwise until stop is reached (approximately 2 full turns); valve is opened during this process.



Visit www.colder.com/dqpro and click on [Installation Guide](#) for more information.

Tools

PART NUMBER	DESCRIPTION
2408900	Torque socket tool (blue, glass-filled nylon)
2479100	Bung wrench (aluminum)
2375600*	Key installation tool (for key kits) *Shipping plug may also be used to install keys
DQPURFT08	Flaring Tool, 1/2" tubing
DQPURFT12	Flaring Tool, 3/4" tubing

Sample Kits

(Includes one coupler, one insert and one dip-tube)

PART NUMBER	DESCRIPTION
DQPRONASAMP	2" Buttress drum insert, 905mm dip-tube, 1/2 NPT coupler (EPDM O-rings, 316 SST spring in coupler)
DQPRONASAMP207	2" Buttress drum insert, 905mm dip-tube, 1/2 NPT coupler (FKM seals & Hastelloy C spring in coupler)
DQPROEUSAMP	BSC 56x4 drum insert, 905mm dip-tube, 3/4 BSPP coupler (EPDM seals, 316 SST spring in coupler)
DQPROEUSAMP207	BSC 56x4 drum insert, 905mm dip-tube, 3/4 BSPP coupler (FKM seals & Hastelloy C spring in coupler)
DQPRONPSSTSAMP	2" NPS (ISO G2) drum insert, 905mm dip-tube, 1/2 NPT coupler (EPDM Bung O-rings, 316 SST spring in coupler)
DQPRONPSSTSAMP207	2" NPS (ISO G2) drum insert, 905mm dip-tube, 1/2 NPT coupler (FKM seals & Hastelloy C spring in coupler)
DQPRONPSLSAMP	2" NPS (ISO G2) drum insert, 905mm dip-tube, 1/2 NPT coupler (EPDM Flat Gasket, 316 SST Spring)
DQPRONPSLSAMP207	2" NPS (ISO G2) drum insert, 905mm dip-tube, 1/2 NPT coupler (FKM seals & Hastelloy C spring in coupler)
DQPURSAMP202	Kit includes 1 Coupler (DQPUR 12 0112 (PEEK & FKM) & 1 assembled Dip-tube (DQPUR 2BUT 0985 202)
DQPURSAMP209	Kit includes 1 Coupler (DQPUR 12 0112 209 (PPS & SIMRIZ) & 1 Dip-tube assy. (DQPUR 2BUT 0985 202)

Shipping Plugs

PART NUMBER	DESCRIPTION
DQPROPUMPAD	Internal 3/4 NPT Thread pump adaptor shipping plug (HDPE, EPDM)
DQPROPUMPAD202	Internal 3/4 NPT Thread pump adaptor shipping plug (HDPE, FKM)
DQPRPUMPAD202	Extended shipping plug for venting internal pressure from drum (HDPE, EPDM)
DQPROSHPLUGEX	Extended shipping plug for venting internal pressure from drum (HDPE, FKM)
DQPROSHPLUGEX202	Extended shipping plug for venting internal pressure from drum (HDPE, FKM)
2007900	Shipping plug for drum insert (Does not include shipping plug o-ring)
2290100	Shipping plug o-ring, EPDM
2307200	Shipping plug o-ring, FKM
DQPURSP	Shipping Plug with EPDM seal
DQPURSP202	Shipping Plug with FKM seal

Replacement Parts

PART NUMBER	DESCRIPTION
DQPURDISEALPOE	Drum insert POE bung seal
DQPURDISEALFEP	Drum insert FEP encapsulated silicone bung seal
DQPURCPSEALFKM	Coupler seal kit (2 seals), FKM
DQPURCPSEALSMZ	Coupler seal kit (2 seals), Simriz
2423400	Coupler o-ring kit, EPDM (Includes 2 o-rings)
2423500	Coupler o-ring kit, FKM (Includes 2 o-rings)
2166000	Drum insert flat gasket, 2" buttress, FDA EPDM
2166100	Drum insert flat gasket, 2" buttress, FKM
2165800	Drum insert o-ring, 2" NPS (ISO G2) EPDM for steel drums
2165900	Drum insert o-ring, 2" NPS (ISO G2) FKM for steel drums
2165800	Drum insert o-ring, BCS 56x4, EPDM (same as ISO G2 for steel)
2165900	Drum insert o-ring, BCS 56x4, FKM (same as ISO G2 for steel)
2525200	Drum insert flat gasket, 2" NPS (ISO G2) EPDM for plastic drums
2525300	Drum insert flat gasket, 2" NPS (ISO G2) FKM for plastic drums
2594900	Replacement Drum Insert Seal, 2" Buttress, FDA
EPDMDQPRO70X6AD	70 X 6 Adaptor with EPDM O-Ring
DQPRO70X6AD202	70 X 6 Adaptor with FKM (Viton®) O-Rings

Accessories

PART NUMBER	DESCRIPTION
Tether/Dust Cap DQPROTETHER	Tether/Dust Cap for use with DrumQuik PRO shipping plugs and couplers (PVC, Vinyl)
Coupler Vent Port Options	
2879800	Vent check valve, 1/2" ID x 1/4" male NPT (316 SST, Santoprene)
2879801	Vent check valve, 1/2" ID x 1/4" male NPT (Hastelloy® C, FKM)
DQPROFIL01	Air filter, coupler vent port, 1/4" male NPT (polypropylene, 70 micron)
APCD24004	Vent coupling insert, 1/4" male NPT (Acetal, 316 SST, Buna-N)
APCD17004SH	Vent coupling body with shroud, 1/4" hose barb (Acetal, 316 SST, Buna-N)
APCD17006SH	Vent coupling body with shroud, 3/8" hose barb (Acetal, 316 SST, Buna-N)
EFCD24412	Vent coupling insert, 1/4" male NPT (Polypropylene, 316 SST, EPDM)
EFCD17412	Vent coupling body, 1/4" hose barb (Polypropylene, 316 SST, EPDM)
EFCD17612	Vent coupling body, 3/8" hose barb (Polypropylene, 316 SST, EPDM)
NOTE: Parts listed above are suggested for use in the vent port, but any 1/4" NPT Colder coupling can be used for blanket gas applications (see page 97.)	
Backflow Prevention Options Material: Polypropylene	
2478900	Check valve for couplers, 1/2" female NPT x 1/2" male NPT (EPDM, 302 SST)
2478901	Check valve for couplers, 1/2" female NPT x 1/2" male NPT (FKM, 302 SST)
2478902	Check valve for couplers, 1/2" female NPT x 1/2" male NPT (EPDM, Hastelloy C)
2478903	Check valve for couplers, 1/2" female NPT x 1/2" male NPT (FKM, Hastelloy C)
2479000	Foot valve for dip-tube, 1/2" hose barb (EPDM, 316 SST)
2479001	Foot valve for dip-tube, 1/2" hose barb (FKM, 316 SST)
2479002	Foot valve for dip-tube, 1/2" hose barb (EPDM, Hastelloy C)
2479003	Foot valve for dip-tube, 1/2" hose barb (FKM, Hastelloy C)
NOTE: Colder Products Company distributes the above check valves and foot valves. These valves are not produced by Colder and Colder makes no claims or warranty regarding suitability for use in specific applications.	
Coupler Liquid Port Fittings Material: Polypropylene	
2402600	1/2" female NPT x 3/8" OD compression
2402700	1/2" female NPT x 1/2" OD compression
2402800	1/2" female NPT x 5/8" OD compression
2402900	1/2" female NPT x 3/8" ID hose barb
2403000	1/2" female NPT x 1/2" ID hose barb
2403100	1/2" female NPT x 3/4" ID hose barb
DQPUR Accessory Fittings	
DQPUR MC0404	Male Connector, PVDF, 1/4" Flare x 1/4" NPT
DQPUR MC0604	Male Connector, PVDF, 3/8" Flare x 1/4" NPT
DQPUR MC0804	Male Connector, PVDF, 1/2" Flare x 1/4" NPT
DQPUR FR1208	Flare Reducer, PFA, 3/4" Female Flare x 1/2" Male Flare
DQPUR FI1216	Flare Increaser, PFA, 3/4" Female Flare x 1" Male Flare
DQPUR TFM1208	Female flare x male connector, PFA, 3/4" Female Flare x 1/2" Male NPT
DQPUR SE0808	Sweep Elbow, PFA, 1/2" Female Flare x 1/2" Male Flare
DQPURSE1212	Sweep Elbow, PFA, 3/4" Female Flare x 3/4" Male Flare
DQPURDCPM0812	Double Containment Panel Mount Fitting, PFA, 1/2" process line x 3/4" secondary containment line
DQPURDCPM1216	Double Containment Panel Mount Fitting, PFA, 3/4" process line x 1" secondary containment line
DQPURDCN0812	Double Containment Adapter, PFA, 1/2" process line x 3/4" secondary containment line
DQPURDCN1216	Double Containment Adapter, PFA, 3/4" process line x 1" secondary containment line

Use shipping plug or key installation tool to install keys. Orient ring with lugs down and drum insert key ring with shoulder up.



Torque Tool



Bung Wrench

Refer to specifications for torque requirements



Air Filter

Vent Check Valve



Backflow Check and Foot Valves
(Prevents liquid from draining back into drum when pump is off)



Coupler Liquid Port Fittings



Shipping Plug

Key Installation Tool



Call toll free 1-800-444-2474 or visit us at www.colder.com

Copyright © 2011 by Colder Products Company. All rights reserved. Colder Products Company, Colder Products and CPC are registered trademarks with the US Patent & Trademark Office.

Universal 3-Port Drum Adaptor Kit
(shown with HFC12 and NS4)

Can be used with many standard Colder quick disconnect couplings and standard bung plugs and bottle caps.

Universal Drum Adaptor Kit
(shown with NSH Series)

DrumQuik® 3-Port UDA Kit

Polypropylene

The 3-Port UDA features a 3/4" male NPT thread that mates with common containers, bung plugs and caps. The adaptor ports enable simultaneous chemical extraction, venting or application of blanket gas. In addition, the third port can be used to recirculate priming chemical to the container in metering pump applications.

Optional system components including foot valves, air filters and vent check valves are also available. For your convenience, Colder offers a variety of drum adaptor plugs to facilitate easy drum connections. (See plugs and caps on page 103.)


PART NO.	DESCRIPTION
DQUA3PKIT	3-port adaptor, EPDM seal, locking nut, 35.5" (905mm) dip-tube, 1/2" x 3/8" & 1/2" x 1/4" reducer bushings and 1/4" & 3/8" NPT plugs
DQUA3PKIT202	3-port adaptor, FKM seal, locking nut, 35.5" (905mm) dip-tube, 1/2" x 3/8" & 1/2" x 1/4" reducer bushings and 1/4" & 3/8" NPT plugs
DQUA3P	3-port adaptor bulk packaged (1/2" female NPT liquid outlet port, 3/8" & 1/4" NPT vent/recirculation ports)
DQUA3PNUT	Locking nut for the 3-port adaptor
2717000	EPDM seal for the 3-port adaptor
2717100	FKM seal for the 3-port adaptor
2621100	Reducer bushing, black polypropylene, 1/2" male NPT x 3/8" female NPT
2621200	Reducer bushing, black polypropylene, 1/2" male NPT x 1/4" female NPT
2621300	Pipe plug, black polypropylene, 1/4" male NPT
2621400	Pipe plug, black polypropylene, 3/8" male NPT

NOTE: DrumQuik® UDA 3-Port uses DrumQuik PRO dip-tubes and accessories.

DrumQuik UDA Kit

Polypropylene

The DrumQuik® UDA Kit turns ChemQuik® or general purpose (HFC or NSH) couplings into a dip-tube that can easily be threaded into the 3/4" female NPS port of common drum closures. It provides a simple and inexpensive way to dispense chemicals in pumped systems. For your convenience, Colder offers a variety of drum adaptor plugs to facilitate easy drum connections. (See plugs and caps on page 103.)



PART NO.	DESCRIPTION
DQUAKITPP35	Adaptor & dip-tube, 37" (889mm) long from o-ring surface (approx.), Viton® FKM seal
DQUAKITPP55	Adaptor & dip-tube, 55" (1397mm) long, Viton FKM o-ring

Use with HFC, NSH and ChemQuik Series couplings.

DrumQuik UDA Foot Valve

PART NO.	DESCRIPTION
DQMFVPP0708	Foot valve for use with DrumQuik UDA dip-tubes, fits 1/2" OD tubing, PTFE seal

BottleQuik® UBA 2-Port Kit

Polypropylene

The BottleQuik® is intended for use on reagent bottles with SP400-38mm threads. It can be used in either the upright position or inverted and has two 3/8" female NPT ports for liquid and vent ports.

PART NO.
DQUDACAP2PKITPP

DESCRIPTION
2-Port adaptor CAP for 38mm SP400 bottles & dip-tubes, 17.75" (451mm) long, Viton FKM o-ring. 3/8" female NPT liquid port, 3/8" female NPT vent port, 3/8" female NPT vent port.

Use above kits with CQG, CQH and CQV Series couplings.



BottleQuik UBA 2-Port Bottle Adaptor Kit (shown with CQG and CQH)

DrumQuik® Asian Drum Adaptors

Polypropylene

The DrumQuik® Asian drum adaptors allow ChemQuik® or general purpose (HFC or NSH) couplings to be easily connected to the unique threads common in many drum closures (with integral dip-tubes) manufactured in Asia, e.g., Kodama, Accelo, Stella, Dung Woo, etc. A 3/4" female NPT inner thread can accept any coupling or fitting with a 3/4" male NPT termination.

PART NO.
DQADAPP0212
TYPE A

DESCRIPTION
Adaptor, Viton® FKM seals, 3/4" female NPT inner port x 3/4" NPS male thread to fit drum plug.

DQADAPP0622
TYPE B

Adaptor, Viton FKM seals, 3/4" female NPT inner port x 1-3/8" male buttress thread to fit drum plug.



Type A

For use with closure plugs with a 3/4" NPS center port.



Type B

For use with closure plugs with a 1-3/8" buttress center port.

DrumQuik Plugs and Caps

For your convenience, Colder offers several sizes of common bung plugs and caps that have the internal 3/4" female NPS thread, into which the DrumQuik Universal Drum Adaptors/ChemQuik couplings are threaded.

PART NO.
DQMBUNGPP2BUT12

DESCRIPTION
Bung closure, polypropylene, EPDM o-ring, 2" buttress x 3/4" female NPS

DQMBUNGPP2NPS12

Bung closure, polypropylene, EPDM o-ring, 2" NPS x 3/4" female NPS

DQMBUNGPP56X412

Bung closure, polypropylene, EPDM o-ring, BCS56x4 x 3/4" female NPS

DQMBUNGPP70X612

Bung closure, polypropylene, EPDM o-ring, BCS70x6, 3/4" female NPS

DQMCAPPP70MM

Cap closure, polypropylene, EPDM o-ring, 70mm x 3/4" female NPS

DQMCAPPP63MM

Cap closure, polypropylene, EPDM o-ring, 63mm, 3/4" female NPS

3/4" NPT inner port incorporates a face seal to assure a leak-free connection.



DQ UDA kits can be used with a wide range of closures.

All measurements are in inches (millimeters) unless otherwise noted. Tubing must meet stated inside and outside diameters. **NOTE:** The DQ UDA kits are designed to work with Colder couplings that have 3/4" NPT male terminations. The DQ UDA 3-Port kits are designed to work with a 1/2" NPT male on the liquid port and a 1/4" NPT male on the vent port. A 1/2" male NPT to 1/4" female NPT reducer bushing may be required to accommodate smaller NS4, PLC and PMC Series couplings. BottleQuik features two 3/8" female NPT ports. **NOTE:** DrumQuik Adaptors are intended for end-use applications not requiring compliance with UN/DOT standards for use in transportation of hazardous materials.



Call toll free 1-800-444-2474 or visit us at www.colder.com

Copyright © 2011 by Colder Products Company. All rights reserved. Colder Products Company, Colder Products and CPC are registered trademarks with the US Patent & Trademark Office.



EMAIL THIS PAGE

UDC SERIES



The patented 3/8" flow Universal Dispensing Coupler (UDC) provides a universal connection to a 38mm threaded or snap-in fitment neck. Make instant connections to bulk packaging systems including bag-in-box (BIB), flexible and rigid packaging styles. Automatic flush face valves minimize costly or dangerous spillage. An ergonomic design and a large, shrouded thumb latch pad produce a coupling that is easy to grip and simple to operate.

The UDC Series is also available with optional RFID (Radio Frequency Identification) capability.

Features

Universal 38mm cap
Flush face/non-spill valves
Integral terminations

Shrouded thumb latch
RFID technology (iUDC only)

Benefits

Fits industry standard fitment necks
Minimize spillage
Fewer leak points, shorter assemblies, faster installations
Protects against accidental disconnects
Helps maintain warranty, integrity, brand protection

Specifications

Pressure:

20" Hg vacuum to 15 psi, 1 bar (body only)

Temperature:

32°F to 160°F (0°C to 71°C)

Materials:

Main body components and valves:
Polypropylene

Springs:

Body: 316 stainless steel
Cap: 302 stainless steel

UDC caps: Acetal, polypropylene

O-rings (food grade):

UDC: EPDM, silicone, Buna-N

iUDC: EPDM, silicone

CIP adapter: Acetal

Color: Light gray with dark gray latch

Closure Size: SP-400 thread/38mm snap-in

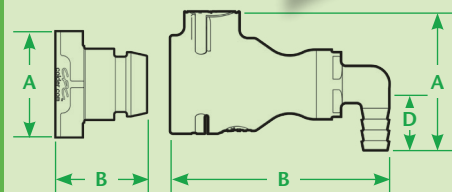
Tubing Sizes:

3/8" to 3/4" ID, 9.5mm to 19.0mm ID

All UDC Series products are listed under NSF/ANSI standard 169



Product Dimensions



A = Height/Diameter
B = Total Length
D = Elbow Radial Length

Coupling Bodies

POLYPROPYLENE



TERMINATION IN-LINE HOSE BARB

TUBING SIZE
3/8" ID
1/2" ID
5/8" ID
3/4" ID

SILICONE O-RING
99000
95600
99100
99200

BUNA-N O-RING
98400
97600
97900
98600

EPDM O-RING
98500
95300
98100
98700

A B
1.73 3.06
1.73 3.06
1.73 3.20
1.73 3.21



TERMINATION ELBOW HOSE BARB

TUBING SIZE
3/8" ID
1/2" ID

SILICONE O-RING
99300
95400

BUNA-N O-RING
97800
97700

EPDM O-RING
99400
95100

A B D
1.73 3.25 .93
1.73 3.25 .93

All measurements are in inches (millimeters) unless otherwise noted. Tubing must meet stated inside and outside diameters.

Caps ACETAL



TERMINATION	DESCRIPTION	SILICONE O-RING	BUNA-N O-RING	EPDM O-RING	A	B
THREAD-ON, 38MM, VALVED	Without thread seal	95800	96400	97400	1.70	1.47
	With thread seal	95801	96401	97401	1.70	1.47

POLYPROPYLENE

TERMINATION	DESCRIPTION	SILICONE O-RING	EPDM O-RING	A	B
SNAP-IN 38MM VALVED	Without thread seal	9461300	9500000	1.15	1.77
	With thread seal		9462000	1.70	1.48



NOTE: Snap-in closure designed to fit Scholle 900 bag necks.

Clean-in-Place (CIP) Adapter ACETAL



TERMINATION	DESCRIPTION	PART NO.	A	B
IN-LINE	1/2" HB (no o-ring)	96000	1.15	1.56

All measurements are in inches (millimeters) unless otherwise noted. Tubing must meet stated inside and outside diameters. Couplings are pictured with valves unless otherwise noted.



The IdentiQuik® Series of smart couplings are RFID enabled couplings used on equipment and in processes. RFID is an identification method that relies on remotely writing and reading data. Smart coupling applications include: inventory level meters, surgical tool identification, product protection and many more.

SMART COUPLINGS WITH RFID

IdentiQuik UDC Series

- (((**Identify misconnections:** eliminate out-of-sequence connections or misconnections due to operator error
- (((**Protect your brand:** prevent out-of-date, incorrect or misapplied products from being used
- (((**Prolong equipment life:** prevent the accidental or unintentional use of harmful media
- (((**Save time:** automatic documentation of package and media lot numbers, date codes and more

Coupling Readers

POLYPROPYLENE

Product Dimensions
(See drawing on page 106)



TERMINATION	TUBING SIZE	METRIC EQ.	SHUTOFF	A	B
IN-LINE HOSE BARB	1/4" ID	6.4mm ID	iUDCDR1700400	2.00	3.49
	3/8" ID	9.5mm ID	iUDCDR1700600	2.00	3.49
	1/2" ID	12.7mm ID	iUDCDR1700800	2.00	3.49
	5/8" ID	15.9mm ID	iUDCDR1701000	2.00	3.49
	3/4" ID	19mm ID	iUDCDR1701200	2.00	3.49
PANEL MOUNT HOSE BARB	1/4" ID	6.4mm ID	iUDCDR1600400	Visit www.colder.com	
	3/8" ID	9.5mm ID	iUDCDR1600600		
	1/2" ID	12.7mm ID	iUDCDR1600800		



Caps

ACETAL



TERMINATION	DESCRIPTION	METRIC EQ.	SHUTOFF	A	B
THREAD-ON, 38MM, VALVED	Without thread seal	38mm	iUDCDTCN3803	1.70	1.47
	With thread seal	38mm	iUDCDTCS3803	1.70	1.47

POLYPROPYLENE



TERMINATION	DESCRIPTION	METRIC EQ.	SHUTOFF	A	B
THREAD-ON, 38MM, VALVED	Without thread seal	38mm	iUDCDTCN3800	1.70	1.48
	With thread seal	38mm	iUDCDTCS3800	1.70	1.48



TERMINATION	METRIC EQ.	SHUTOFF	A	B
SNAP-IN 38MM, VALVED	38mm	iUDCDTSN0000	1.62	1.76

All measurements are in inches (millimeters) unless otherwise noted. Tubing must meet stated inside and outside diameters.

RFID Specifications

RF Communication

Range: Approximately 1"

Operating voltage:

8-24 V standard

Power Consumption:

1.2W Maximum

Communications:

ASCII RS-232 (DB-9),
USB

RFID Tag:

13.56 MHz
ISO 15693 - 112 bytes
programmable

Temperature:

32°F to 150°F
(0 C to 66 C)

Patented

Materials are listed on page 106. Customized parts (materials, voltage, termination, cable length, etc.) available. Call for more information.



Call toll free 1-800-444-2474 or visit us at www.colder.com

Copyright © 2011 by Colder Products Company. All rights reserved. Colder Products Company, Colder Products and CPC are registered trademarks with the US Patent & Trademark Office.



EMAIL THIS PAGE

PUNCTURE SEAL

Specifications

Pressure: 120 psi, 8.3 bar (coupling body)

Temperature:
32°F to 160°F (0°C to 71°C)

Materials:

Main components and valves: Polypropylene

38mm closure: Polyethylene (LDPE)

Thumb latch: Stainless steel

Valve spring: 316 stainless steel

External spring and pin: Stainless steel

O-rings: EPDM

Closure Size: SP-400 38mm

Tubing Sizes:

1/4" and 3/8" ID, 6.4mm and 9.5mm ID



The 1/4" flow Puncture Seal dispensing system provides clean and safe liquid dispensing from bag-in-box (BIB) or other types of flexible packaging. The system consists of a Puncture Seal closure cap and a specially designed quick disconnect coupling body. The closure makes a positive thread or snap-in seal with a 38mm fitment neck. The Puncture Seal coupling body automatically breaks the membrane seal on the closure cap when connected. To switch to a new container, simply depress the Colder thumb latch to disconnect the system and then connect the Puncture Seal coupling body to a fresh container.

Features

Puncture Seal coupling

Polypropylene and polyethylene materials

Puncture Seal membrane

Colder thumb latch

Benefits

Easily breaks the Puncture Seal membrane

Greater chemical resistance

Eliminates shipping caps and o-rings

One-hand connection and disconnection

Also available in NSF listed versions, please visit our web site for part number information



Coupling Body

POLYPROPYLENE



TERMINATION	TUBING SIZE	METRIC EQ.	STRAIGHT THRU	SHUTOFF	LENGTH
IN-LINE	1/4" ID	6.4mm ID	PS1700412	PSD1700412	1.95
HOSE BARB	3/8" ID	9.5 mm ID	PS1700612	PSD1700612	1.95

Closure

POLYETHYLENE



TERMINATION	PART NO.	LENGTH	HEIGHT
THREAD-ON, 38MM	PSC38mm	1.7	1.12

TERMINATION	PART NO.	LENGTH	HEIGHT
SNAP-IN 38MM	496200	1.88	1.62

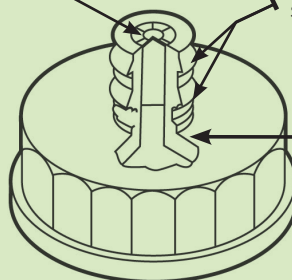


NOTE: Part #496200 is designed to mate with the Hedwin Cubitainer® snap joint.

Puncture Seal
membrane

Two molded
seal rings

Locking
groove



DID YOU KNOW ...


Colder's Puncture Seal closures can be used to dispense virtually any liquid from flexible packages? The Puncture Seal makes transporting and dispensing cleaning concentrates, dry cleaning chemicals and soaps cleaner and safer. Printing inks, photo developers and dying agents can also be dispensed quickly and easily, without messy drips or spills. The Puncture Seal can also be used with beverage and condiment dispensing systems, just look for the NSF-listed part numbers.



Call toll free 1-800-444-2474 or visit us at www.colder.com

Copyright © 2011 by Colder Products Company. All rights reserved. Colder Products Company, Colder Products and CPC are registered trademarks with the US Patent & Trademark Office.

FitQuik™ Connectors



FitQuik™ Connectors from Colder Products Company are high quality fittings for leak-free tubing connections. These precision molded fittings are designed to eliminate tubing leak points in applications such as medical devices, analytical instrumentation or air-driven equipment.

Cost-competitive FitQuik Connectors are offered in many standard configurations or in custom designs to meet unique customer specifications.

Feature

- Single, sharp hose barbs
- Parting line-free hose barbs
- Instrumentation grade materials

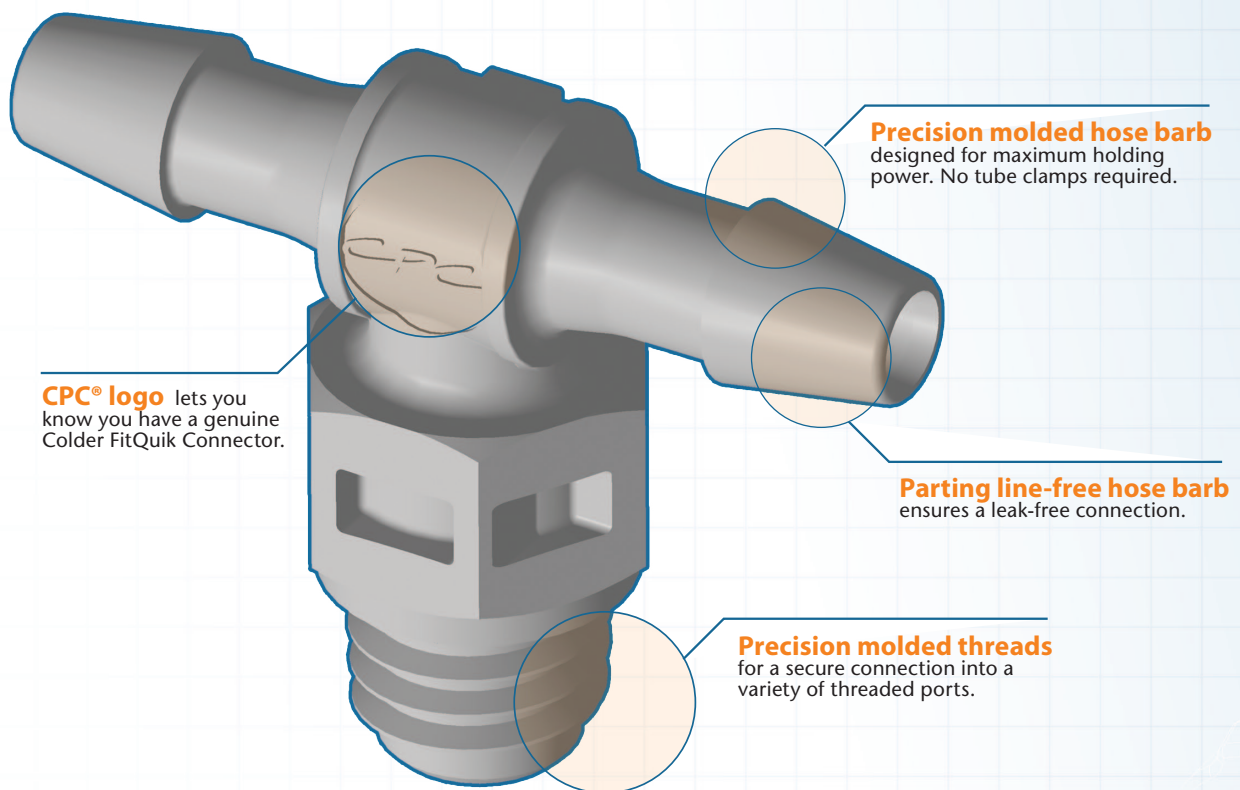
Benefit

- Won't disconnect from tubing
- Eliminates potential leak point
- Reduced breakage in demanding applications

Materials available: Black and white nylon, polypropylene

» Designed to Fit

Quality FitQuik™ Connectors are instrumentation grade fittings that ensure a secure fit in even the most demanding applications. These fittings feature precise hose barbs and thread forms to ensure the right fit, every time.





Note: Parts not shown to scale. For customer drawings and technical specifications please visit www.colder.com

TUBE TO TUBE

TUBE TO TUBE FITTINGS - STRAIGHT

	PART NO.	DESCRIPTION
	HS2	Polypropylene Straight Fitting with 1/16" Hose Barbs
	HS230	White Nylon Straight Fitting with 1/16" Hose Barbs
	HS231	Black Nylon Straight Fitting with 1/16" Hose Barbs
	HS291	Purple Tint Polycarbonate Straight Fitting with 1/16" Hose Barbs
	HS3	Polypropylene Straight Fitting with 3/32" Hose Barbs
	HS330	White Nylon Straight Fitting with 3/32" Hose Barbs
	HS331	Black Nylon Straight Fitting with 3/32" Hose Barbs
	HS391	Purple Tint Polycarbonate Straight Fitting with 3/32" Hose Barbs
	HS4	Polypropylene Straight Fitting with 1/8" Hose Barbs
	HS430	White Nylon Straight Fitting with 1/8" Hose Barbs
	HS431	Black Nylon Straight Fitting with 1/8" Hose Barbs
	HS491	Purple Tint Polycarbonate Straight Fitting with 3/32" Hose Barbs
	HS5	Polypropylene Straight Fitting with 5/32" Hose Barbs
	HS530	White Nylon Straight Fitting with 5/32" Hose Barbs
	HS531	Black Nylon Straight Fitting with 5/32" Hose Barbs
	HS591	Purple Tint Polycarbonate Straight Fitting with 3/32" Hose Barbs
	HS6	Polypropylene Straight Fitting with 3/16" Hose Barbs
	HS630	White Nylon Straight Fitting with 3/16" Hose Barbs
	HS631	Black Nylon Straight Fitting with 3/16" Hose Barbs
	HS691	Purple Tint Polycarbonate Straight Fitting with 3/32" Hose Barbs
	HS8	Polypropylene Straight Fitting with 1/4" Hose Barbs
	HS830	White Nylon Straight Fitting with 1/4" Hose Barbs
	HS831	Black Nylon Straight Fitting with 1/4" Hose Barbs
	HS891	Purple Tint Polycarbonate Straight Fitting with 3/32" Hose Barbs
	HS12	Polypropylene Straight Fitting with 3/8" Hose Barbs
	HS1230	White Nylon Straight Fitting with 3/8" Hose Barbs
	HS1231	Black Nylon Straight Fitting with 3/8" Hose Barbs

TUBE TO TUBE FITTINGS - ELBOW

	PART NO.	DESCRIPTION
	HE2	Polypropylene Elbow Fitting with 1/16" Hose Barbs
	HE230	White Nylon Elbow Fitting with 1/16" Hose Barbs
	HE231	Black Nylon Elbow Fitting with 1/16" Hose Barbs
	HE291	Purple Tint Polycarbonate Elbow Fitting with 1/16" Hose Barbs
	HE3	Polypropylene Elbow Fitting with 3/32" Hose Barbs
	HE330	White Nylon Elbow Fitting with 3/32" Hose Barbs
	HE331	Black Nylon Elbow Fitting with 3/32" Hose Barbs
	HE391	Purple Tint Polycarbonate Elbow Fitting with 3/32" Hose Barbs





Note: Parts not shown to scale. For customer drawings and technical specifications please visit www.colder.com

TUBE TO TUBE

TUBE TO TUBE FITTINGS - ELBOW

PART NO.	DESCRIPTION	
HE4	Polypropylene Elbow Fitting with 1/8" Hose Barbs	
HE430	White Nylon Elbow Fitting with 1/8" Hose Barbs	
HE431	Black Nylon Elbow Fitting with 1/8" Hose Barbs	
HE491	Purple Tint Polycarbonate Elbow Fitting with 1/8" Hose Barbs	
HE5	Polypropylene Elbow Fitting with 5/32" Hose Barbs	
HE530	White Nylon Elbow Fitting with 5/32" Hose Barbs	
HE531	Black Nylon Elbow Fitting with 5/32" Hose Barbs	
HE591	Purple Tint Polycarbonate Elbow Fitting with 5/32" Hose Barbs	
HE6	Polypropylene Elbow Fitting with 3/16" Hose Barbs	
HE630	White Nylon Elbow Fitting with 3/16" Hose Barbs	
HE631	Black Nylon Elbow Fitting with 3/16" Hose Barbs	
HE691	Purple Tint Polycarbonate Elbow Fitting with 3/16" Hose Barbs	
HE8	Polypropylene Elbow Fitting with 1/4" Hose Barbs	
HE830	White Nylon Elbow Fitting with 1/4" Hose Barbs	
HE831	Black Nylon Elbow Fitting with 1/4" Hose Barbs	
HE891	Purple Tint Polycarbonate Elbow Fitting with 1/4" Hose Barbs	
HE12	Polypropylene Elbow Fitting with 3/8" Hose Barbs	
HE1230	White Nylon Elbow Fitting with 3/8" Hose Barbs	
HE1231	Black Nylon Elbow Fitting with 3/8" Hose Barbs	


TUBE TO TUBE FITTINGS - TEE

PART NO.	DESCRIPTION	
HT2	Polypropylene Tee Fitting with 1/16" Hose Barbs	
HT230	White Nylon Tee Fitting with 1/16" Hose Barbs	
HT231	Black Nylon Tee Fitting with 1/16" Hose Barbs	
HT291	Purple Tint Polycarbonate Tee Fitting with 1/16" Hose Barbs	
HT3	Polypropylene Tee Fitting with 3/32" Hose Barbs	
HT330	White Nylon Tee Fitting with 3/32" Hose Barbs	
HT331	Black Nylon Tee Fitting with 3/32" Hose Barbs	
HT391	Purple Tint Polycarbonate Tee Fitting with 3/32" Hose Barbs	
HT4	Polypropylene Tee Fitting with 1/8" Hose Barbs	
HT430	White Nylon Tee Fitting with 1/8" Hose Barbs	
HT431	Black Nylon Tee Fitting with 1/8" Hose Barbs	
HT491	Purple Tint Polycarbonate Tee Fitting with 1/8" Hose Barbs	
HT5	Polypropylene Tee Fitting with 5/32" Hose Barbs	
HT530	White Nylon Tee Fitting with 5/32" Hose Barbs	
HT531	Black Nylon Tee Fitting with 5/32" Hose Barbs	
HT591	Purple Tint Polycarbonate Tee Fitting with 5/32" Hose Barbs	







Note: Parts not shown to scale. For customer drawings and technical specifications please visit www.colder.com

TUBE TO TUBE

TUBE TO TUBE FITTINGS - TEE

	PART NO.	DESCRIPTION
	HT6	Polypropylene Tee Fitting with 3/16" Hose Barbs
	HT630	White Nylon Tee Fitting with 3/16" Hose Barbs
	HT631	Black Nylon Tee Fitting with 3/16" Hose Barbs
	HT8	Polypropylene Tee Fitting with 1/4" Hose Barbs
	HT830	White Nylon Tee Fitting with 1/4" Hose Barbs
	HT831	Black Nylon Tee Fitting with 1/4" Hose Barbs
	HT891	Purple Tint Polycarbonate Tee Fitting with 1/4" Hose Barbs
	HT12	Polypropylene Tee Fitting with 3/8" Hose Barbs
	HT1230	White Nylon Tee Fitting with 3/8" Hose Barbs
	HT1231	Black Nylon Tee Fitting with 3/8" Hose Barbs


TUBE TO TUBE FITTINGS - Y

	PART NO.	DESCRIPTION
	HY2	Polypropylene Y Fitting with 1/16" Hose Barbs
	HY230	White Nylon Y Fitting with 1/16" Hose Barbs
	HY231	Black Nylon Y Fitting with 1/16" Hose Barbs
	HY3	Polypropylene Y Fitting with 3/32" Hose Barbs
	HY330	White Nylon Y Fitting with 3/32" Hose Barbs
	HY331	Black Nylon Y Fitting with 3/32" Hose Barbs
	HY391	Purple Tint Polycarbonate Y Fitting with 3/32" Hose Barbs
	HY4	Polypropylene Y Fitting with 1/8" Hose Barbs
	HY430	White Nylon Y Fitting with 1/8" Hose Barbs
	HY431	Black Nylon Y Fitting with 1/8" Hose Barbs
	HY491	Purple Tint Polycarbonate Y Fitting with 1/8" Hose Barbs
	HY5	Polypropylene Y Fitting with 5/32" Hose Barbs
	HY530	White Nylon Y Fitting with 5/32" Hose Barbs
	HY531	Black Nylon Y Fitting with 5/32" Hose Barbs
	HY591	Purple Tint Polycarbonate Y Fitting with 5/32" Hose Barbs
	HY6	Polypropylene Y Fitting with 3/16" Hose Barbs
	HY630	White Nylon Y Fitting with 3/16" Hose Barbs
	HY631	Black Nylon Y Fitting with 3/16" Hose Barbs
	HY691	Purple Tint Polycarbonate Y Fitting with 13/16" Hose Barbs
	HY8	Polypropylene Y Fitting with 1/4" Hose Barbs
	HY830	White Nylon Y Fitting with 1/4" Hose Barbs
	HY831	Black Nylon Y Fitting with 1/4" Hose Barbs
	HY891	Purple Tint Polycarbonate Y Fitting with 1/4" Hose Barbs









Note: Parts not shown to scale. For customer drawings and technical specifications please visit www.colder.com

TUBE TO TUBE

TUBE TO TUBE FITTINGS - Y

PART NO.	DESCRIPTION	
HY12	Polypropylene Y Fitting with 3/8" Hose Barbs	
HY1230	White Nylon Y Fitting with 3/8" Hose Barbs	
HY1231	Black Nylon Y Fitting with 3/8" Hose Barbs	

TUBE TO TUBE FITTINGS - STRAIGHT REDUCER







PART NO.	DESCRIPTION	
HSR32	Polypropylene Reducer Fitting, 3/32" to 1/16" Hose Barb	
HSR3230	White Nylon Reducer Fitting, 3/32" to 1/16" Hose Barb	
HSR3231	Black Nylon Reducer Fitting, 3/32" to 1/16" Hose Barb	
HSR3291	Purple Tint Polycarbonate Reducer Fitting, 3/32" to 1/16" Hose Barb	
HSR42	Polypropylene Reducer Fitting, 1/8" to 1/16" Hose Barb	
HSR4230	White Nylon Reducer Fitting, 1/8" to 1/16" Hose Barb	
HSR4231	Black Nylon Reducer Fitting, 1/8" to 1/16" Hose Barb	
HSR4291	Purple Tint Polycarbonate Reducer Fitting, 1/8" to 1/16" Hose Barb	
HSR43	Polypropylene Reducer Fitting, 1/8" to 3/32" Hose Barb	
HSR4330	White Nylon Reducer Fitting, 1/8" to 3/32" Hose Barb	
HSR4331	Black Nylon Reducer Fitting, 1/8" to 3/32" Hose Barb	
HSR4391	Purple Tint Polycarbonate Reducer Fitting, 1/8" to 3/32" Hose Barb	
HSR52	Polypropylene Reducer Fitting, 5/32" to 1/16" Hose Barb	
HSR5230	White Nylon Reducer Fitting, 5/32" to 1/16" Hose Barb	
HSR5231	Black Nylon Reducer Fitting, 5/32" to 1/16" Hose Barb	
HSR5291	Purple Tint Polycarbonate Reducer Fitting, 5/32" to 1/16" Hose Barb	
HSR53	Polypropylene Reducer Fitting, 5/32" to 3/32" Hose Barb	
HSR5330	White Nylon Reducer Fitting, 5/32" to 3/32" Hose Barb	
HSR5331	Black Nylon Reducer Fitting, 5/32" to 3/32" Hose Barb	
HSR5391	Purple Tint Polycarbonate Reducer Fitting, 5/32" to 3/32" Hose Barb	
HSR54	Polypropylene Reducer Fitting, 5/32" to 1/8" Hose Barb	
HSR5430	White Nylon Reducer Fitting, 5/32" to 1/8" Hose Barb	
HSR5431	Black Nylon Reducer Fitting, 5/32" to 1/8" Hose Barb	
HSR5491	Purple Tint Polycarbonate Reducer Fitting, 5/32" to 1/8" Hose Barb	
HSR62	Polypropylene Reducer Fitting, 3/16" to 1/16" Hose Barb	
HSR6230	White Nylon Reducer Fitting, 3/16" to 1/16" Hose Barb	
HSR6231	Black Nylon Reducer Fitting, 3/16" to 1/16" Hose Barb	
HSR6291	Purple Tint Polycarbonate Reducer Fitting, 3/16" to 1/16" Hose Barb	
HSR63	Polypropylene Reducer Fitting 3/16" to 3/32" Hose Barb	
HSR6330	White Nylon Reducer Fitting 3/16" to 3/32" Hose Barb	
HSR6331	Black Nylon Reducer Fitting 3/16" to 3/32" Hose Barb	
HSR6391	Purple Tint Polycarbonate Reducer Fitting, 3/16" to 3/32" Hose Barb	

Note: Parts not shown to scale. For customer drawings and technical specifications please visit www.colder.com



TUBE TO TUBE

TUBE TO TUBE FITTINGS - STRAIGHT REDUCER

	PART NO.	DESCRIPTION
	HSR64 HSR6430 HSR6431 HSR6491	Polypropylene Reducer Fitting, 3/16" to 1/8" Hose Barb White Nylon Reducer Fitting, 3/16" to 1/8" Hose Barb Black Nylon Reducer Fitting, 3/16" to 1/8" Hose Barb Purple Tint Polycarbonate Reducer Fittings, 3/16" to 1/8" Hose Barb
	HSR65 HSR6530 HSR6531 HSR6591	Polypropylene Reducer Fitting, 3/16" to 5/32" Hose Barb White Nylon Reducer Fitting, 3/16" to 5/32" Hose Barb Black Nylon Reducer Fitting, 3/16" to 5/32" Hose Barb Purple Tint Polycarbonate Reducer Fittings, 3/16" to 5/32" Hose Barb
	HSR84 HSR8430 HSR8431 HSR8491	Polypropylene Reducer Fitting, 1/4" to 1/8" Hose Barb White Nylon Reducer Fitting, 1/4" to 1/8" Hose Barb Black Nylon Reducer Fitting, 1/4" to 1/8" Hose Barb Purple Tint Polycarbonate Reducer Fittings, 1/4" to 1/8" Hose Barb
	HSR85 HSR8530 HSR8531 HSR8591	Polypropylene Reducer Fitting, 1/4" to 5/32" Hose Barb White Nylon Reducer Fitting, 1/4" to 5/32" Hose Barb Black Nylon Reducer Fitting, 1/4" to 5/32" Hose Barb Purple Tint Polycarbonate Reducer Fittings, 1/4" to 5/32" Hose Barb
	HSR86 HSR8630 HSR8631 HSR8691	Polypropylene Reducer Fitting, 1/4" to 3/16" Hose Barb White Nylon Reducer Fitting, 1/4" to 3/16" Hose Barb Black Nylon Reducer Fitting, 1/4" to 3/16" Hose Barb Purple Tint Polycarbonate Reducer Fittings, 1/4" to 3/16" Hose Barb
	HSR128 HSR12830 HSR12831	Polypropylene Reducer Fitting, 3/8" to 1/4" Hose Barb White Nylon Reducer Fitting, 3/8" to 1/4" Hose Barb Black Nylon Reducer Fitting, 3/8" to 1/4" Hose Barb











Nobody can make new fittings faster. If you have a great idea for a new configuration, call us! Our fittings team can design and deliver your custom fittings lightning fast.



Contact us for information on our new line of PVDF fittings!

Note: Parts not shown to scale. For customer drawings and technical specifications please visit www.colder.com











THREAD TO TUBE FITTINGS - STRAIGHT

PART NO.	DESCRIPTION	
KS2 KS230 KS231	Polypropylene Straight Fitting, 1/4-28 UNF to 1/16" Hose Barb White Nylon Straight Fitting, 1/4-28 UNF to 1/16" Hose Barb Black Nylon Straight Fitting, 1/4-28 UNF to 1/16" Hose Barb	
KS3 KS330 KS331	Polypropylene Straight Fitting, 1/4-28 UNF to 3/32" Hose Barb White Nylon Straight Fitting, 1/4-28 UNF to 3/32" Hose Barb Black Nylon Straight Fitting, 1/4-28 UNF to 3/32" Hose Barb	
KS4 KS430 KS431	Polypropylene Straight Fitting, 1/4-28 UNF to 1/8" Hose Barb White Nylon Straight Fitting, 1/4-28 UNF to 1/8" Hose Barb Black Nylon Straight Fitting, 1/4-28 UNF to 1/8" Hose Barb	
KS5 KS530 KS531	Polypropylene Straight Fitting, 1/4-28 UNF to 5/32" Hose Barb White Nylon Straight Fitting, 1/4-28 UNF to 5/32" Hose Barb Black Nylon Straight Fitting, 1/4-28 UNF to 5/32" Hose Barb	
MS2 MS230 MS231	Polypropylene Straight Fitting, Tapered 10-32 to 1/16" Hose Barb White Nylon Straight Fitting, Tapered 10-32 to 1/16" Hose Barb Black Nylon Straight Fitting, Tapered 10-32 to 1/16" Hose Barb	
MS3 MS330 MS331	Polypropylene Straight Fitting, Tapered 10-32 to 3/32" Hose Barb White Nylon Straight Fitting, Tapered 10-32 to 3/32" Hose Barb Black Nylon Straight Fitting, Tapered 10-32 to 3/32" Hose Barb	
MS4 MS430 MS431	Polypropylene Straight Fitting, Tapered 10-32 to 1/8" Hose Barb White Nylon Straight Fitting, Tapered 10-32 to 1/8" Hose Barb Black Nylon Straight Fitting, Tapered 10-32 to 1/8" Hose Barb	
MS5 MS530 MS531	Polypropylene Straight Fitting, Tapered 10-32 to 5/32" Hose Barb White Nylon Straight Fitting, Tapered 10-32 to 5/32" Hose Barb Black Nylon Straight Fitting, Tapered 10-32 to 5/32" Hose Barb	
N2S2 N2S230 N2S231	Polypropylene Straight Fitting, 1/16" NPT to 1/16" Hose Barb White Nylon Straight Fitting, 1/16" NPT to 1/16" Hose Barb Black Nylon Straight Fitting, 1/16" NPT to 1/16" Hose Barb	
N2S3 N2S330 N2S331	Polypropylene Straight Fitting, 1/16" NPT to 3/32" Hose Barb White Nylon Straight Fitting, 1/16" NPT to 3/32" Hose Barb Black Nylon Straight Fitting, 1/16" NPT to 3/32" Hose Barb	

Note: Parts not shown to scale. For customer drawings and technical specifications please visit www.colder.com

THREAD TO TUBE

THREAD TO TUBE FITTINGS - STRAIGHT



	PART NO.	DESCRIPTION
	N2S4 N2S430 N2S431	Polypropylene Straight Fitting, 1/16" NPT to 1/8" Hose Barb White Nylon Straight Fitting, 1/16" NPT to 1/8" Hose Barb Black Nylon Straight Fitting, 1/16" NPT to 1/8" Hose Barb
	N2S5 N2S530 N2S531	Polypropylene Straight Fitting, 1/16" NPT to 5/32" Hose Barb White Nylon Straight Fitting, 1/16" NPT to 5/32" Hose Barb Black Nylon Straight Fitting, 1/16" NPT to 5/32" Hose Barb
	N4S2 N4S230 N4S231	Polypropylene Straight Fitting, 1/8" NPT to 1/16" Hose Barb White Nylon Straight Fitting, 1/8" NPT to 1/16" Hose Barb Black Nylon Straight Fitting, 1/8" NPT to 1/16" Hose Barb
	N4S3 N4S330 N4S331	Polypropylene Straight Fitting, 1/8" NPT to 3/32" Hose Barb White Nylon Straight Fitting, 1/8" NPT to 3/32" Hose Barb Black Nylon Straight Fitting, 1/8" NPT to 3/32" Hose Barb
	N4S4 N4S430 N4S431	Polypropylene Straight Fitting, 1/8" NPT to 1/8" Hose Barb White Nylon Straight Fitting, 1/8" NPT to 1/8" Hose Barb Black Nylon Straight Fitting, 1/8" NPT to 1/8" Hose Barb
	N4S5 N4S530 N4S531	Polypropylene Straight Fitting, 1/8" NPT to 5/32" Hose Barb White Nylon Straight Fitting, 1/8" NPT to 5/32" Hose Barb Black Nylon Straight Fitting, 1/8" NPT to 5/32" Hose Barb
	N4S6 N4S630 N4S631	Polypropylene Straight Fitting, 1/8" NPT to 3/16" Hose Barb White Nylon Straight Fitting, 1/8" NPT to 3/16" Hose Barb Black Nylon Straight Fitting, 1/8" NPT to 3/16" Hose Barb
	N4S8 N4S830 N4S831	Polypropylene Straight Fitting, 1/8" NPT to 1/4" Hose Barb White Nylon Straight Fitting, 1/8" NPT to 1/4" Hose Barb Black Nylon Straight Fitting, 1/8" NPT to 1/4" Hose Barb
	N8S4 N8S430 N8S431	Polypropylene Straight Fitting, 1/4" NPT to 1/8" Hose Barb White Nylon Straight Fitting, 1/4" NPT to 1/8" Hose Barb Black Nylon Straight Fitting, 1/4" NPT to 1/8" Hose Barb
	N8S5 N8S530 N8S531	Polypropylene Straight Fitting, 1/4" NPT to 5/32" Hose Barb White Nylon Straight Fitting, 1/4" NPT to 5/32" Hose Barb Black Nylon Straight Fitting, 1/4" NPT to 5/32" Hose Barb

Note: Parts not shown to scale. For customer drawings and technical specifications please visit www.colder.com

THREAD TO TUBE


THREAD TO TUBE FITTINGS - STRAIGHT

PART NO.	DESCRIPTION
N8S6 N8S630 N8S631	Polypropylene Straight Fitting, 1/4" NPT to 3/16" Hose Barb White Nylon Straight Fitting, 1/4" NPT to 3/16" Hose Barb Black Nylon Straight Fitting, 1/4" NPT to 3/16" Hose Barb
N8S8 N8S830 N8S831	Polypropylene Straight Fitting, 1/4" NPT to 1/4" Hose Barb White Nylon Straight Fitting, 1/4" NPT to 1/4" Hose Barb Black Nylon Straight Fitting, 1/4" NPT to 1/4" Hose Barb
N8S10 N8S1030 N8S1031	Polypropylene Straight Fitting, 1/4" NPT to 5/16" Hose Barb White Nylon Straight Fitting, 1/4" NPT to 5/16" Hose Barb Black Nylon Straight Fitting, 1/4" NPT to 5/16" Hose Barb
N8S12 N8S1230 N8S1231	Polypropylene Straight Fitting, 1/4" NPT to 3/8" Hose Barb White Nylon Straight Fitting, 1/4" NPT to 3/8" Hose Barb Black Nylon Straight Fitting, 1/4" NPT to 3/8" Hose Barb



THREAD TO TUBE FITTINGS - ELBOW

PART NO.	DESCRIPTION
ME2 ME230 ME231	Polypropylene Elbow Fitting, Tapered 10-32 to 1/16" Hose Barb White Nylon Elbow Fitting, Tapered 10-32 to 1/16" Hose Barb Black Nylon Elbow Fitting, Tapered 10-32 to 1/16" Hose Barb
ME3 ME330 ME331	Polypropylene Elbow Fitting, Tapered 10-32 to 3/32" Hose Barb White Nylon Elbow Fitting, Tapered 10-32 to 3/32" Hose Barb Black Nylon Elbow Fitting, Tapered 10-32 to 3/32" Hose Barb
ME4 ME430 ME431	Polypropylene Elbow Fitting, Tapered 10-32 to 1/8" Hose Barb White Nylon Elbow Fitting, Tapered 10-32 to 1/8" Hose Barb Black Nylon Elbow Fitting, Tapered 10-32 to 1/8" Hose Barb
ME5 ME530 ME531	Polypropylene Elbow Fitting, Tapered 10-32 to 5/32" Hose Barb White Nylon Elbow Fitting, Tapered 10-32 to 5/32" Hose Barb Black Nylon Elbow Fitting, Tapered 10-32 to 5/32" Hose Barb



The unique shrouded hose barb on our 1/16" fittings provides additional stability to prevent breakage in applications where small tubing connections may be pulled or twisted during use.

Note: Parts not shown to scale. For customer drawings and technical specifications please visit www.colder.com








THREAD TO TUBE





Buy Online! FitQuik Connectors are available for fast delivery from colder.com or visit colder.com to find your local distributor.

THREAD TO TUBE FITTINGS - ELBOW

	PART NO.	DESCRIPTION
	N4E4 N4E430 N4E431	Polypropylene Elbow Fitting, 1/8" NPT to 1/8" Hose Barb White Nylon Elbow Fitting, 1/8" NPT to 1/8" Hose Barb Black Nylon Elbow Fitting, 1/8" NPT to 1/8" Hose Barb
	N4E6 N4E630 N4E631	Polypropylene Elbow Fitting, 1/8" NPT to 3/16" Hose Barb White Nylon Elbow Fitting, 1/8" NPT to 3/16" Hose Barb Black Nylon Elbow Fitting, 1/8" NPT to 3/16" Hose Barb
	N4E8 N4E830 N4E831	Polypropylene Elbow Fitting, 1/8" NPT to 1/4" Hose Barb White Nylon Elbow Fitting, 1/8" NPT to 1/4" Hose Barb Black Nylon Elbow Fitting, 1/8" NPT to 1/4" Hose Barb
	N8E8 N8E830 N8E831	Polypropylene Elbow Fitting, 1/4" NPT to 1/4" Hose Barb White Nylon Elbow Fitting, 1/4" NPT to 1/4" Hose Barb Black Nylon Elbow Fitting, 1/4" NPT to 1/4" Hose Barb
	N8E12 N8E1230 N8E1231	Polypropylene Elbow Fitting, 1/4" NPT to 3/8" Hose Barb White Nylon Elbow Fitting, 1/4" NPT to 3/8" Hose Barb Black Nylon Elbow Fitting, 1/4" NPT to 3/8" Hose Barb

THREAD TO TUBE FITTINGS - TEE

	PART NO.	DESCRIPTION
	MT2 MT230 MT231	Polypropylene Tee Fitting, Tapered 10-32 to 1/16" Hose Barbs White Nylon Tee Fitting, Tapered 10-32 to 1/16" Hose Barbs Black Nylon Tee Fitting, Tapered 10-32 to 1/16" Hose Barbs
	MT3 MT330 MT331	Polypropylene Tee Fitting, Tapered 10-32 to 3/32" Hose Barbs White Nylon Tee Fitting, Tapered 10-32 to 3/32" Hose Barbs Black Nylon Tee Fitting, Tapered 10-32 to 3/32" Hose Barbs
	MT4 MT430 MT431	Polypropylene Tee Fitting, Tapered 10-32 to 1/8" Hose Barbs White Nylon Tee Fitting, Tapered 10-32 to 1/8" Hose Barbs Black Nylon Tee Fitting, Tapered 10-32 to 1/8" Hose Barbs
	MT5 MT530 MT531	Polypropylene Tee Fitting, Tapered 10-32 to 5/32" Hose Barbs White Nylon Tee Fitting, Tapered 10-32 to 5/32" Hose Barbs Black Nylon Tee Fitting, Tapered 10-32 to 5/32" Hose Barbs

Note: Parts not shown to scale. For customer drawings and technical specifications please visit www.colder.com

PLUGS & THREAD TO THREAD

THREADED PLUGS

PART NO.	DESCRIPTION
MP	Polypropylene Threaded Plug, Tapered 10-32
MP30	White Nylon Threaded Plug, Tapered 10-32
MP31	Black Nylon Threaded Plug, Tapered 10-32
N2P	Polypropylene Threaded Plug, 1/16" NPT
N2P30	White Nylon Threaded Plug, 1/16" NPT
N2P31	Black Nylon Threaded Plug, 1/16" NPT
N4P	Polypropylene Threaded Plug, 1/8" NPT
N4P30	White Nylon Threaded Plug, 1/8" NPT
N4P31	Black Nylon Threaded Plug, 1/8" NPT
N8P	Polypropylene Threaded Plug, 1/4" NPT
N8P30	White Nylon Threaded Plug, 1/4" NPT
N8P31	Black Nylon Threaded Plug, 1/4" NPT



THREAD TO THREAD -STRAIGHT

PART NO.	DESCRIPTION
N32	Polypropylene Straight Fitting, Tapered 10-32 Threads
N3230	White Nylon Straight Fitting, Tapered 10-32 Threads
N3231	Black Nylon Straight Fitting, Tapered 10-32 Threads



BLOOD PRESSURE

BLOOD PRESSURE FITTINGS - MALE BAYONET

PART NO.	DESCRIPTION
BC330	White Nylon Male Bayonet Fitting to 3/32" Hose Barb
BC331	Black Nylon Male Bayonet Fitting to 3/32" Hose Barb
BC430	White Nylon Male Bayonet Fitting to 1/8" Hose Barb
BC431	Black Nylon Male Bayonet Fitting to 1/8" Hose Barb
BC530	White Nylon Male Bayonet Fitting to 5/32" Hose Barb
BC531	Black Nylon Male Bayonet Fitting to 5/32" Hose Barb
BC630	White Nylon Male Bayonet Fitting to 3/16" Hose Barb
BC631	Black Nylon Male Bayonet Fitting to 3/16" Hose Barb



BLOOD PRESSURE FITTINGS - SCREW-TYPE

PART NO.	DESCRIPTION
GS320	White Acetal Screw-type Fitting, 5/16" UNF to 3/32" Hose Barb
GS420	White Acetal Screw-type Fitting, 5/16" UNF to 1/8" Hose Barb
GS520	White Acetal Screw-type Fitting, 5/16" UNF to 5/32" Hose Barb
GS620	White Acetal Screw-type Fitting, 5/16" UNF to 3/16" Hose Barb



Note: Parts not shown to scale. For customer drawings and technical specifications please visit www.colder.com

LUERS

MALE LUERS



Male luers feature an integral locking ring!



PART NO.

DESCRIPTION

LM21	Polypropylene Male Luer to 1/16" Hose Barb
LM2130	White Nylon Male Luer to 1/16" Hose Barb
LM2131	Black Nylon Male Luer to 1/16" Hose Barb
LM2191	Purple Tint Polycarbonate Male Luer to 1/16" Hose Barb



LM31	Polypropylene Male Luer to 3/32" Hose Barb
LM3130	White Nylon Male Luer to 3/32" Hose Barb
LM3131	Black Nylon Male Luer to 3/32" Hose Barb
LM3191	Purple Tint Polycarbonate Male Luer to 3/32" Hose Barb



LM41	Polypropylene Male Luer to 1/8" Hose Barb
LM4130	White Nylon Male Luer to 1/8" Hose Barb
LM4131	Black Nylon Male Luer to 1/8" Hose Barb
LM4191	Purple Tint Polycarbonate Male Luer to 1/8" Hose Barb



LM51	Polypropylene Male Luer to 5/32" Hose Barb
LM5130	White Nylon Male Luer to 5/32" Hose Barb
LM5131	Black Nylon Male Luer to 5/32" Hose Barb
LM5191	Purple Tint Polycarbonate Male Luer to 5/32" Hose Barb



LM61	Polypropylene Male Luer to 3/16" Hose Barb
LM6130	White Nylon Male Luer to 3/16" Hose Barb
LM6131	Black Nylon Male Luer to 3/16" Hose Barb
LM6191	Purple Tint Polycarbonate Male Luer to 3/16" Hose Barb

FEMALE LUERS



PART NO.

DESCRIPTION


LF21	Polypropylene Female Luer to 1/16" Hose Barb
LF2130	White Nylon Female Luer to 1/16" Hose Barb
LF2131	Black Nylon Female Luer to 1/16" Hose Barb
LF2191	Purple Tint Polycarbonate Female Luer to 1/16" Hose Barb



LF31	Polypropylene Female Luer to 3/32" Hose Barb
LF3130	White Nylon Female Luer to 3/32" Hose Barb
LF3131	Black Nylon Female Luer to 3/32" Hose Barb
LF3191	Purple Tint Polycarbonate Female Luer to 3/32" Hose Barb



LF41	Polypropylene Female Luer to 1/8" Hose Barb
LF4130	White Nylon Female Luer to 1/8" Hose Barb
LF4131	Black Nylon Female Luer to 1/8" Hose Barb
LF4191	Purple Tint Polycarbonate Female Luer to 1/8" Hose Barb



LF51	Polypropylene Female Luer to 5/32" Hose Barb
LF5130	White Nylon Female Luer to 5/32" Hose Barb
LF5131	Black Nylon Female Luer to 5/32" Hose Barb
LF5191	Purple Tint Polycarbonate Female Luer to 5/32" Hose Barb


All Colder luer fittings and connectors interconnect with products manufactured to ISO Standards 594-1 and 594-2

Note: Parts not shown to scale. For customer drawings and technical specifications please visit www.colder.com

LUERS



FEMALE LUERS

PART NO.	DESCRIPTION
LF61	Polypropylene Female Luer to 3/16" Hose Barb
LF6130	White Nylon Female Luer to 3/16" Hose Barb
LF6131	Black Nylon Female Luer to 3/16" Hose Barb
LF6191	Purple Tint Polycarbonate Female Luer to 3/16" Hose Barb
LF8191	Purple Tint Polycarbonate Female Luer to 1/4" Hose Barb



PANEL MOUNT MALE LUERS

PART NO.	DESCRIPTION
PMLM21	Polypropylene Panel Mount Male Luer to 1/16" Hose Barb
PMLM2130	White Nylon Panel Mount Male Luer to 1/16" Hose Barb
PMLM2131	Black Nylon Panel Mount Male Luer to 1/16" Hose Barb
PMLM31	Polypropylene Panel Mount Male Luer to 3/32" Hose Barb
PMLM3130	White Nylon Panel Mount Male Luer to 3/32" Hose Barb
PMLM3131	Black Nylon Panel Mount Male Luer to 3/32" Hose Barb
PMLM41	Polypropylene Panel Mount Male Luer to 1/8" Hose Barb
PMLM4130	White Nylon Panel Mount Male Luer to 1/8" Hose Barb
PMLM4131	Black Nylon Panel Mount Male Luer to 1/8" Hose Barb
PMNUTSST	Stainless Steel 1/4-28 UNF Nut
PMNUT30	White Nylon Panel Mount 1/4-28 UNF Nut




See page 125 for compatible rotating and stationary locking rings. Color-coded rings also available.

Note: Panel mount luers require a 1/4" diameter panel opening

PANEL MOUNT FEMALE LUERS

PART NO.	DESCRIPTION
PMLF21	Polypropylene Panel Mount Female Luer to 1/16" Hose Barb
PMLF2130	White Nylon Panel Mount Female Luer to 1/16" Hose Barb
PMLF2131	Black Nylon Panel Mount Female Luer to 1/16" Hose Barb
PMLF31	Polypropylene Panel Mount Female Luer to 3/32" Hose Barb
PMLF3130	White Nylon Panel Mount Female Luer to 3/32" Hose Barb
PMLF3131	Black Nylon Panel Mount Female Luer to 3/32" Hose Barb
PMLF41	Polypropylene Panel Mount Female Luer to 1/8" Hose Barb
PMLF4130	White Nylon Panel Mount Female Luer to 1/8" Hose Barb
PMLF4131	Black Nylon Panel Mount Female Luer to 1/8" Hose Barb
PMNUTSST	Stainless Steel 1/4-28 UNF Nut
PMNUT30	White Nylon Panel Mount 1/4-28 UNF Nut



Note: Parts not shown to scale. For customer drawings and technical specifications please visit www.colder.com
 Note: Panel mount luers require a 1/4" diameter panel opening



See page 125 for compatible color-coded rings.








LUERS



MALE SLIP LUERS



See page 125 for compatible rotating and stationary locking rings.

	PART NO.	DESCRIPTION
	SLM21	Polypropylene Male Slip Luer to 1/16" Hose Barb
	SLM2130	White Nylon Male Slip Luer to 1/16" Hose Barb
	SLM2131	Black Nylon Male Slip Luer to 1/16" Hose Barb
	SLM2191	Purple Tint Polycarbonate Male Slip Luer to 1/16" Hose Barb
	SLM31	Polypropylene Male Slip Luer to 3/32" Hose Barb
	SLM3130	White Nylon Male Slip Luer to 3/32" Hose Barb
	SLM3131	Black Nylon Male Slip Luer to 3/32" Hose Barb
	SLM3191	Purple Tint Polycarbonate Male Slip Luer to 3/32" Hose Barb
	SLM41	Polypropylene Male Slip Luer to 1/8" Hose Barb
	SLM4130	White Nylon Male Slip Luer to 1/8" Hose Barb
	SLM4131	Black Nylon Male Slip Luer to 1/8" Hose Barb
	SLM4191	Purple Tint Polycarbonate Male Slip Luer to 1/8" Hose Barb
	SLM51	Polypropylene Male Slip Luer to 5/32" Hose Barb
	SLM5130	White Nylon Male Slip Luer to 5/32" Hose Barb
	SLM5131	Black Nylon Male Slip Luer to 5/32" Hose Barb
	SLM5191	Purple Tint Polycarbonate Male Slip Luer to 5/32" Hose Barb
	SLM61	Polypropylene Male Slip Luer to 3/16" Hose Barb
	SLM6130	White Nylon Male Slip Luer to 3/16" Hose Barb
	SLM6131	Black Nylon Male Slip Luer to 3/16" Hose Barb
	SLM6191	Purple Tint Polycarbonate Male Slip Luer to 3/16" Hose Barb

LUER CAPS AND PLUGS

	PART NO.	DESCRIPTION
	LCAP	Polypropylene Luer Cap
	LCAP30	White Nylon Luer Cap
	LCAP31	Black Nylon Luer Cap
	LPLUG	Polypropylene Luer Plug
	LPLUG30	White Nylon Luer Plug
	LPLUG31	Black Nylon Luer Plug



Buy Online! FitQuik Connectors are available for fast delivery from colder.com or visit colder.com to find your local distributor.








Note: Parts not shown to scale. For customer drawings and technical specifications please visit www.colder.com



Color-coded rings can be used for visual line identification or to prevent connector rotation in panel mount applications.

LUER ACCESSORIES


PART NO.	DESCRIPTION
LMSL	Polypropylene Stationary Luer Lock Ring
LMSL30	White Nylon Stationary Luer Lock Ring
LMSL31	Black Nylon Stationary Luer Lock Ring
LMSL32	Yellow Nylon Stationary Luer Lock Ring
LMSL33	Blue Nylon Stationary Luer Lock Ring
LMSL34	Red Nylon Stationary Luer Lock Ring
LMSL35	Green Nylon Stationary Luer Lock Ring
LMSL36	Orange Nylon Stationary Luer Lock Ring
LMSL91	Purple Tint Polycarbonate Stationary Luer Lock Ring



PART NO.	DESCRIPTION
LMSR	Polypropylene Rotating Luer Lock Ring
LMSR30	White Nylon Rotating Luer Lock Ring
LMSR31	Black Nylon Rotating Luer Lock Ring
LMSR32	Yellow Nylon Rotating Luer Lock Ring
LMSR33	Blue Nylon Rotating Luer Lock Ring
LMSR34	Red Nylon Rotating Luer Lock Ring
LMSR35	Green Nylon Rotating Luer Lock Ring
LMSR36	Orange Nylon Rotating Luer Lock Ring
LMSLR91	Purple Tint Polycarbonate Rotating Luer Lock Ring



PART NO.	DESCRIPTION
PMRL	Polypropylene Luer Color Coded Ring
PMRL30	White Nylon Luer Color Coded Ring
PMRL31	Black Nylon Luer Color Coded Ring
PMRL32	Yellow Nylon Luer Color Coded Ring
PMRL33	Blue Nylon Luer Color Coded Ring
PMRL34	Red Nylon Luer Color Coded Ring
PMRL35	Green Nylon Luer Color Coded Ring
PMRL36	Orange Nylon Luer Color Coded Ring



PART NO.	DESCRIPTION
PMNUTSST	Stainless Steel 1/4-28 UNF Nut



Note: Parts not shown to scale. For customer drawings and technical specifications please visit www.colder.com



Custom Capabilities

Connector solutions from Colder add value to your product by making your fluid and air connections easy to use and more reliable, increasing your product's modularity and serviceability and providing an overall cleaner, faster, safer and smarter way to make a connection. If you can't find the perfect solution from one of our thousands of standard products or you'd like to simply off-load the connector portion of your project to allow you to focus on your core technologies, Colder Engineered Solutions can help.

Multi-Tube Couplings

Connect multiple lines with one easy connection



Custom Tube Connections

Connect to a wide variety of types and sizes of tubing



Manifold



Packaged bottle cap dip-tube assembly



Polycarbonate elbow



Metal non-spill without thumb latch



Cap with vent



Industrial Design



Mounting Options

Application specific connections including threads, caps, snap-fits and more



CONSIDER A CUSTOM-DESIGNED CONNECTOR WHEN:

- ▶ A quick disconnect will add value to your product, make it easier to use and more reliable
- ▶ Your specifications cannot be met by an existing standard Colder product
- ▶ Unique requirements, budgets or timing warrant your designer's collaboration with Colder's Engineered Solutions Team

2-way valve



Dual-line connector



Air/fluid/electronic tube set



RFID weight scale connector



RFID panel




In-line filter



Call toll free 1-800-444-2474 or visit us at www.colder.com

Copyright © 2011 by Colder Products Company. All rights reserved. Colder Products Company, Colder Products and CPC are registered trademarks with the US Patent & Trademark Office.



Hybrid Couplings

Connect both fluid and electronics – at the same time



Smart Connections with RFID - Exclusive!

Identify misconnections, automatically identify fluid characteristics, capture connection usage data - the possibilities are endless!



Metal Non-Spill Couplings

Robust housing with high flow plastic valves



Custom Materials

A wide range of materials are available to meet application needs



Custom designed products are exclusively produced for a specific customer. These proprietary products might not be for sale. Contact your local distributor for special application couplings.



Call toll free 1-800-444-2474 or visit us at www.colder.com

Copyright © 2011 by Colder Products Company. All rights reserved. Colder Products Company, Colder Products and CPC are registered trademarks with the US Patent & Trademark Office.

Accessories

	TERMINATION FERRULELESS POLYTUBE FITTING, PTF†	PIPE THREAD 10-32* 10-32* 1/8" NPT 1/8" NPT 1/8" NPT 1/4" NPT 1/4" NPT	TUBING 1/8" 1/4" 1/8" 1/4" 3/8" 1/4" 3/8"	TUBING DIMENSION .07" ID .125 OD .17" ID .250 OD .07" ID .125 OD .17" ID .250 OD .25" ID .375 OD .17" ID .250 OD .25" ID .375 OD	PART NO. TF1002 TF1004 TF2002 TF2004 TF2006 TF4004 TF4006	LENGTH .64 .86 .98 1.10 1.24 1.20 1.34
	TERMINATION FERRULELESS POLYTUBE FITTING NUTS, PTF† REPLACEMENT PARTS	TUBING 1/8" OD 5/32" OD 1/4" OD 3/8" OD	PART NO. 153600 269700 100800 108900	TUBING 4.0mm OD 8.0mm OD 10.0mm OD	PART NO. 269700 339500 358400	
	DESCRIPTION INSERT SEALS REPLACEMENT PARTS	COUPLING SERIES MC, PMC, PMC12, PLC12 LC, PLC, EFC, APC, Twin Tube™, ZLC SMC, Twin Tube small o-ring HFC/FFC, NS6, NSH, BreakAway		BUNA-N 730800 731100 730600 731600	FLUOROCARBON 730804 731104 730604 731604	EPDM 730803 731103 730603 731603
	DESCRIPTION PANEL MOUNT NUTS	COUPLING SERIES NUTS MC, PMC, PMC12 LC, PLC, EFC, PLC12, APC HFC, ZLC, BreakAway	NICKEL BRASS 100900 120700 —	ACETAL 664400 520300 —	316 STAINLESS 100901 120701 —	POLYPROPYLENE (PP) POLYSULFONE (PSF) — — 621300 (PP) 694300 (PSF) — — 1884400
	DESCRIPTION DUST CAPS & PLUGS	COUPLING SERIES MC, PMC non-sealing LC, PLC non-sealing APC, EFC non-sealing PMC pressure-sealing PLC pressure-sealing HFC/FFC non-sealing (not shown)	BODY PLUG PMC31 PLC310 — PMC30 PLC300 HFC312 L (with leash) HFC312 (no leash)	INSERT CAP PMC32 PLC320 PLC320 — — —		

Manifolds

Specifications | Material: Aluminum | Finish: Black anodized

	DESCRIPTION 10-32 Ported Manifold with 1/8" NPT End Port	PART NO. 32M3 32M4 32M5	SIDE PORTS 3 4 5	END PORTS 1 1 1	LENGTH 2.30" 2.80" 3.30"
	DESCRIPTION 1/8" NPT Ported Manifold with 1/8" NPT End Port	PART NO. 2M3 2M4 2M5	SIDE PORTS 3 4 5	END PORTS 1 1 1	LENGTH 3.10" 4.00" 4.90"
	DESCRIPTION 1/4" NPT Ported Manifold with 1/4" NPT End Port	PART NO. 4M3 4M4 4M5	SIDE PORTS 3 4 5	END PORTS 2 2 2	LENGTH 3.80" 4.80" 5.80"

JG® Push-To-Connect Accessories

DESCRIPTION IN-LINE LOCKING CLIPS, RED	TUBING 1/4" Tube OD 3/8" Tube OD	PART NO. 1011900 1012000	DESCRIPTION IN-LINE COLLET COVERS, COLOR CODED	TUBING 1/4" Tube OD 3/8" Tube OD	PART NO. 1012101 to 06 1012201 to 06
--	---	---------------------------------------	---	---	---

Colors available, shown right. Please indicate color using the following suffix codes: 01=Black, 02=Red, 03=Yellow, 04=Gray, 05=Blue, 06=Green
(Example: 1012101 is the code for a 1/4" collet cover in black.) **NOTE:** See pages 32 and 33 for JG couplings.



†NOTE: Colder's Ferruleless Polytube Fitting terminations do not require ferrules to achieve a secure connection, which makes them easier to use and reuse. PTF fittings are designed for semi-rigid tubing, i.e., polyethylene, nylon, polyurethane, etc. *NOTE: Gaskets are not included with 10-32 PTF style fittings. To prevent leakage with these fittings, we recommend using LOCTITE® Removable Threadlocker 242 or Permanent Threadlocker 262.

Sterilization and Disinfectant Methods

		METHOD							
KEY	Y= Excellent, recommended material for this sterilization method N= No, not recommended N/A= Not Applicable	DISINFECTANTS			ETHYLENE OXIDE	AUTOCLAVE	E-BEAM IRRADIATION	GAMMA IRRADIATION	DRY HEAT
		FORMALIN	ISOPROPYL ALCOHOL	ETHYL ALCOHOL			50 KILOGRAMS	50 KILOGRAMS	
MATERIAL	METALS								
	302 STAINLESS STEEL	Y	Y	Y	Y	Y	Y	Y	Y
	316 STAINLESS STEEL	Y	Y	Y	Y	Y	Y	Y	Y
	CHROME-PLATED								
	BRASS-CDA 360	N	Y	Y	Y	Y	Y	Y	Y
	POLYMERS								
	ABS	N	N/A	Y	Y	N	Y	Y	N
	ACETAL	Y	Y	Y	Y	Y	N	N	N
	LDPE	Y	Y	Y	Y	N	Y	Y	N
	NYLON*	Y	N	N	Y	N	N	N	N
	POLYCARBONATE	Y	Y	Y	Y	Y	Y	Y	Y
	POLYPROPYLENE*	Y	Y	Y	Y	N	Y	Y	N
	POLYSULFONE	Y	Y	Y	Y	Y	Y	Y	Y
	ELASTOMERS								
	NITRILE/BUNA-N	Y	Y	Y	N	N	Y	Y	Y
	SILICONE	Y	Y	Y	Y	Y	Y	Y	Y
	KALREZ®	Y	Y	Y	Y	Y	N	N	Y
	EPR/EPDM	Y	Y	Y	Y	Y	Y	Y	Y
	FKM/VITON®	Y	Y	Y	N	N	N	N	Y

Sterilization Methods

DISINFECTANTS: 70°F (20°C), Formalin, ethyl alcohol, etc. Sterilize coupled or uncoupled.

ETHYLENE OXIDE, EtO: Four hours, 100% EtO @ 110°F (43°C), up to five repetitions, coupled or uncoupled.

AUTOCLAVE:

Polycarbonate: 250°F (121°C), 30 minutes, up to 10 repetitions. Sterilize uncoupled only.

Polysulfone: 270°F (132°C) for 60 minutes, up to 25 repetitions. Sterilize uncoupled only.

Steam-Thru Connection: 265°F (129°C) for 30 minutes, up to two cycles. (part number specific)

HFC39: 270°F (132°C) for 60 minutes, up to 25 repetitions for uncoupled units and up to one repetition for coupled units.

ELECTRON BEAM (E-BEAM): Maximum cumulative exposure of 50 kilograys. Sterilize coupled or uncoupled.

GAMMA: Maximum cumulative exposure of 50 kilograys. Sterilize coupled or uncoupled.

DRY HEAT: 250°F (121°C), 12 hours, no pressure. Sterilize uncoupled only.

SIP PROCESS:

Up to 266°F (130°C) for 60 minutes (Steam-Thru Connection)

Up to 275°F (135°C) for 60 minutes (Steam-Thru II Connection)

*For FitQuik Connectors sterilization information please contact info@FittingsExpress.com.

Regulatory and Compliance

FDA and USDA

The U.S. Food and Drug Administration publishes, through the Code of Federal Regulations, standardized criteria which govern the acceptability of materials used in food contact. The U.S. Department of Agriculture publishes similar standards that mirror FDA criteria. Neither agency approves or disapproves products for particular applications. Most of Colder's products are made using resins that comply with applicable FDA or USDA standards. When necessary, the standard o-ring seals are replaced with specific, recognized materials.

NSF

NSF International, based in Ann Arbor, Michigan, develops and publishes consensual criteria that govern the acceptability of materials and equipment used in food and beverage processing. They also do testing to verify the performance of materials or devices to their published criteria. Colder lists many of its product lines under the criteria of NSF/ANSI Standard 169 (formerly C-2), which governs components used in food and beverage contact applications.

ISO 9001:2008 Certification

ISO 9001:2008 is a standard which assures consistency of a product ordered by customers. Organizations having ISO 9001:2008 certification have demonstrated compliance to the ISO 9001:2008 requirements by an independent registration authority. Colder Products Company's Quality Management System has been approved and certified under the ISO 9001:2008 standard.

Regulation of Hazardous Substances

The RoHS Directive stands for "the restriction of the use of certain hazardous substances in electrical and electronic equipment". This Directive bans the placing on the EU market of new electrical and electronic equipment containing more than agreed levels of lead, cadmium, mercury, hexavalent chromium, polybrominated biphenyl (PBB) and polybrominated diphenyl ether (PBDE) flame retardants.

Cleanroom Manufacturing

Colder Products Company manufactures certain Life Sciences and Chemical Management product lines in a cleanroom certified by an external testing service to meet or exceed ISO Class 7 (10,000) at 0.5 mm per ISO 14644 and the former Federal Standard 209E. Certification data can be provided upon request.



Call toll free 1-800-444-2474 or visit us at www.colder.com

Copyright © 2011 by Colder Products Company. All rights reserved. Colder Products Company, Colder Products and CPC are registered trademarks with the US Patent & Trademark Office.

Coupling Material Descriptions

Thermoplastics

ABS

Economical medical-grade thermoplastic that withstands gamma and e-beam sterilization. It is commonly used in medical devices. ABS is an amorphous material with good physical properties and high resistance to chemical attack.

Acetal

Strong, lightweight and economical used for a wide variety of chemical and mechanical components. Acetal offers high strength and rigidity over a broad temperature range, low wear, toughness and resistance to repeated use.

Polyamide (Nylon)

Very resistant to wear and abrasion, good mechanical properties even at elevated temperatures, low permeability to gases and good chemical resistance.

PEEK (Polyetheretherketone)

Highly temperature resistant, engineered thermoplastic with excellent chemical and fatigue resistance. It exhibits superior mechanical and electrical properties.

Polycarbonate

Resistant to some chemicals, withstands sterilization and is transparent. It is commonly used in medical devices and offers impact resistance, outstanding dimensional stability and good optical properties.

Polyethylene

Low-cost, chemically resistant thermoplastic. It is opaque and can withstand reasonably high temperature. Polyethylene, unlike polypropylene, cannot withstand normally required autoclaving conditions.

Polypropylene

Excellent general purpose resin that is highly resistant to chemical attack from solvents and chemicals in harsh environments. In general, polypropylene is resistant to environmental stress cracking and it can be exposed to challenging environments.

Polysulfone

Rigid material with excellent strength, good chemical resistance, withstands repeated sterilization and higher temperatures than other thermoplastics. Its high hydrolytic stability allows its use in medical applications requiring autoclave and steam sterilization.

PPS (Polyphenylene Sulfide)

Broadest resistance to chemicals for its market as an advanced engineering plastic. (PEEK and PTFE have better resistance, but are not considered engineering resins.)

Fluoropolymers

PTFE

Chemically resistant to all chemicals and solvents with the exception of some molten metals, molten sodium hydroxide, elemental fluorine, and certain fluorinating agents. PTFE offers chemical resistance and stability at high temperature.

PVDF

Tough engineering thermoplastic with a balance of physical and chemical properties that qualify it for high performance in a wide range of applications. It is mechanically strong and tough, has good ductility and has a broad, useful temperature range.

Alloys

Aluminum

Lightweight metal with an available hard anodized finish for durability. Aluminum is non-toxic, non-magnetic and non-sparking and is known for its high strength to weight ratio.

Chrome-plated Brass

Rugged metallic material with an attractive appearance, chrome-plated brass is excellent for higher pressure and temperature.

Die-cast Zinc

Durable and lightweight (about 20% less than comparable brass) material that withstands high pressure and temperature.

O-Rings

Buna-N

The most common o-ring material is Buna-N due to its solvent, oil and water resistance. It has a temperature range of -30° to 250° F.

EPDM

Ethylene-propylene-diene rubber (EPDM, also sometimes referred to as EPR) is a chemically resistant family of compounds. Colder uses high quality peroxide cured EPDMs that provide exceptional resistance to temperatures with a wide range of chemicals.

FFKM (Chemraz®, Simriz®, Kalrez®)

Broadest range of chemical resistance of any elastomeric material, combining the resilience and sealing force of an elastomer with chemical resistance approaching that of PTFE.

FKM

Well known for its outstanding resistance to heat, oxidation, weathering and ozone. The temperature range is -15° to 400°F.

Food-grade

Commonly used when food, beverages or potable water is going through the coupling.

PFA & FEP Encapsulated Seals

Encapsulated seals combine the resiliency of the elastomer with the superior chemical resistance of the fluoropolymer to achieve a seal that is lower cost than a pure fluoroelastomer FFKM seal.

Silicone

Seals have good temperature resistance. The temperature range is -70° to 400° with special compounds that can reach 175° to 450°F. Silicone can also be supplied with Class VI requirements for life sciences applications.

Elastomers

TPE

Thermoplastic Elastomer (TPE) is a blend of additives and copolymers in a special formulation that forms extremely durable bonds to a substrate, while offering the traditional properties of soft-touch overmold.

TPV

Thermoplastic Vulcanizate (TPV) is an alloy of polypropylene thermoplastic and fully vulcanized EPDM rubber. TPV is typically resistant to water, acids and bases.



Don't forget: you can always visit www.colder.com for part-specific chemical compatibility information.